



## Journal of Documentation

Evaluating patterns of national and international collaboration in Cuban science using bibliometric tools

Miriam Palacios-Callender Stephen Andrew Roberts Thomas Roth-Berghofer

### Article information:

To cite this document:

Miriam Palacios-Callender Stephen Andrew Roberts Thomas Roth-Berghofer, (2016), "Evaluating patterns of national and international collaboration in Cuban science using bibliometric tools", Journal of Documentation, Vol. 72 Iss 2 pp. 362 - 390

Permanent link to this document:

<http://dx.doi.org/10.1108/JD-11-2014-0164>

Downloaded on: 10 November 2016, At: 20:31 (PT)

References: this document contains references to 53 other documents.

To copy this document: [permissions@emeraldinsight.com](mailto:permissions@emeraldinsight.com)

The fulltext of this document has been downloaded 156 times since 2016\*

### Users who downloaded this article also downloaded:

(2016), "Exploring the information behaviour of users of Welsh Newspapers Online through web log analysis", Journal of Documentation, Vol. 72 Iss 2 pp. 232-246 <http://dx.doi.org/10.1108/JD-10-2014-0149>

(2016), "Order effect in interactive information retrieval evaluation: an empirical study", Journal of Documentation, Vol. 72 Iss 2 pp. 194-213 <http://dx.doi.org/10.1108/JD-04-2015-0051>

Access to this document was granted through an Emerald subscription provided by emerald-srm:563821 []

### For Authors

If you would like to write for this, or any other Emerald publication, then please use our Emerald for Authors service information about how to choose which publication to write for and submission guidelines are available for all. Please visit [www.emeraldinsight.com/authors](http://www.emeraldinsight.com/authors) for more information.

### About Emerald [www.emeraldinsight.com](http://www.emeraldinsight.com)

Emerald is a global publisher linking research and practice to the benefit of society. The company manages a portfolio of more than 290 journals and over 2,350 books and book series volumes, as well as providing an extensive range of online products and additional customer resources and services.

Emerald is both COUNTER 4 and TRANSFER compliant. The organization is a partner of the Committee on Publication Ethics (COPE) and also works with Portico and the LOCKSS initiative for digital archive preservation.

\*Related content and download information correct at time of download.

# Evaluating patterns of national and international collaboration in Cuban science using bibliometric tools

Miriam Palacios-Callender, Stephen Andrew Roberts and Thomas Roth-Berghofer  
*University of West London, London, UK*

## Abstract

**Purpose** – The purpose of this paper is to explore the hypothesis that collaboration was a key characteristic of Cuban science to maintain their scientific capacity during a period of economic restrictions and an important feature of Cuban science policy and practice for the benefit of society.

**Design/methodology/approach** – Collaboration was studied through Cuban scientific publications listed in PubMed for the period 1990-2010. The search was carried out using the advanced search engine of PubMed indicating < Cuba > in the affiliation field. To identify participating institutions a second search was performed to find the affiliations of all authors per article through the link to the electronic journal. A data set was created to identify institutional publication patterns for the surveyed period. Institutions were classified in three categories according to their scientific production as Central, Middle or Distal: the pattern of collaboration between these categories was analysed.

**Findings** – Results indicate that collaboration between scientifically advanced institutions (Central) and a wide range of national institutions is a consequence of the social character of science in Cuba in which cooperation prevails. Although this finding comes from a limited field of biomedical science it is likely to reflect Cuban science policy in general.

**Originality/value** – Using bibliometric tools the study suggests that Cuban science policy and practice ensure the application of science for social needs by harnessing human resources through national and international collaboration, building in this way stronger scientific capacity.

**Keywords** Author affiliation, Bibliometric, Building scientific capacity, Cuba, Science policy, Scientific collaboration

**Paper type** Research paper

## Introduction

International organizations and scholars have recognized Cuban scientific achievements even in those days when the country faced economic difficulties (Daar *et al.*, 2002; López-Mola *et al.*, 2006; De Vos *et al.*, 2012), by pointing out strengths in the Cuban science and technology (S&T) system. This paper explores the patterns of Cuban scientific collaboration, whether or not it is an indication of the scientific capacity of the country supporting those achievements related to the health of the Cuban population.

Assessing scientific performance of a particular country implies the measurement of their scientific output, mainly through standard indicators used internationally to evaluate comparatively the S&T performance of countries, nations or regions. However, the interest is to investigate if there is any distinctive patterns in Cuban scientific collaboration emerging from two characteristics that have been attributed to the culture and ethos of the Cuban scientific community when pursuing their aims: first, conducting their research through cooperation among institutions with different



resources and expertise and second concentrating their effort on those topics affecting the Cuban population. Clark Arxer referred to these two features of the Cuban scientific community in the chapter about science in Cuba published in the “UNESCO science report 2010: the current status of science around the world” (Clark Arxer, 2010, p. 127) when explaining the case of Cuban biotechnology as the typical approach of the country’s effort in research and development. Moreover, Clark-Arxe explained “national collaboration replaces competition among individuals as a driven force of Cuban biotechnology”. This statement is explored through the study of the patterns of collaboration in Cuban scientific publications. Other features mentioned in this report included: the government as a source of investment, the implementation of a close linkage between research and commercialization, the generation of spin off state enterprises coming from scientific institutions and the harnessing of scientific effort for products that can reach foreign markets especially in the developed world (López-Mola *et al.*, 2006).

Perhaps one of the first theories of scientific collaboration was developed by Beaver and Rosen (1978). Defining scientific collaboration as the collaborative scientific research acknowledged by co-authorships, Beaver and Rosen concluded that collaboration emerged as a result of the professionalism of science, first observed in France in the middle of the eighteenth century, and also found in other countries as the result of financial support for scientific activities (Beaver and Rosen, 1979). In this study, the author’s affiliation was not considered when analysing collaborative scientific articles; the focus remained in demonstrating the origin of collaboration and the increasing number of co-authors, and the appearance of teamwork as a mode, later associated to the beginning of the “Big Science” (Price, 1963, p. 90).

Some factors influencing this growth of scientific collaboration have been attributed to the interdisciplinary nature of breakthroughs in science and the increase in the connectivity between scientists all over the world by the revolution in digital communication and the access to the Internet (Stephan, 2012, p. 75), as well as the need of teamwork to overcome the degree of specialization driven by the growth of knowledge (Price, 1963, p. 83). In a study examining trends in collaboration between 662 major US universities, Benjamin Jones *et al.* (2008) found that collaboration measured as co-authorship between universities was steadily increasing from the practically non-existent in 1975 to more than 30 per cent of the publications in science, engineering and social sciences in 2005. The authors also found that collaboration between universities has a citation-impact advantage over collaboration within universities. Earlier, Narin and Whitlow (1990) found higher rates of citation of internationally collaborative papers compared to the rest of publications in a study of European scientific publications.

Evidence of how international collaboration in science emerged and developed came from studies analysing scientific publications dominated by advanced nations or those economies in transition with significant production of scientific articles (Luukkonen *et al.*, 1992; Glänzel, 2001). However, those studies have been relevant in establishing methodologically the way to evaluate this trend of increasing collaboration between nations.

An insightful approach linking international collaboration with the process of building scientific capacity in less developed nations was carried out by the team led by Caroline Wagner *et al.* (2001) at RAND. In this comprehensive report, which includes a study of 150 countries, the authors created an index of S&T capacity for classifying those countries according to their development in S&T. They also looked at whether collaboration between researchers from developed and developing countries might contribute to the process of building scientific capacity in those nations less developed.

It is therefore worthwhile exploring if any particular characteristic of the national and international collaboration of Cuban institutions might play a distinctive role in national development. To study the national and international collaboration of Cuban institutions we selected the field of biomedical sciences because improving the health of the population has been a priority of the Cuban government since 1959 (Marimón-Torres and Martínez-Cruz, 2010). This might explain why Cuba has health indicators typical of developed countries (Keck and Reed, 2012). Perhaps one of the most successful examples of developing science to support a high standard of public health is the case of immunology (Lage, 2008). Additionally biotechnology in Cuba followed a particular path for development, which embodied the social character of Cuban science (Reid-Henry, 2010, p. 168; Feinsilver, 1993, p. 122), delivering successful results to contribute to the country's economy (Pérez-Ones and Nuñez-Jover, 2009; Lage-Dávila, 2013, p. 145).

Cuban scientific output and collaboration have been systematically studied by bibliometrists (Araujo Ruiz *et al.*, 2005; Vega Almeida *et al.*, 2007; Arencibia-Jorge and Moya-Anegón, 2010; Arencibia-Jorge *et al.*, 2013; Zacca-González *et al.*, 2015) and their work has contributed to identify achievements and problems in the process of improving the scientific communication in the national system of scientific and technological innovation. Building on their contributions, the present work intends to address the leading role of more advanced institutions in a process of extending the scientific capacity of the country in a period of economic restrictions.

Although the number of scientific articles is a strong indicator measuring the effort of any particular country in the race to develop their capacities, there are other factors deciding the effectiveness of the inputs in developing S&T, among them, the technological infrastructure and the adequate or optimal institutional coordination and cooperation (for more information about constructing an index for measuring scientific capacity see Wagner (2008, p. 121).

This exploratory study will look at evidence coming from Cuban scientific publications using bibliometric tools. Accepting the limitations this study might have, it should support further research into the role of scientific collaboration in Cuba and how it might be enabling the scientific capacity of the country for development.

### **Design/methodology/approach**

There are advantages and disadvantages in choosing the appropriate database to access the information on scientific publications. PubMed as a free online database allowed us to carry out this exploratory study focussing on medicine and biomedical research. PubMed[1] was launched on the internet by the National Library of Medicine in the USA in 1997. It currently comprises more than 24 million documents from more than 5,600 source journals in biomedical literature from MEDLINE and life sciences journals. It was one of the databases used to study the national health research priorities of Latin America and the Caribbean in addition to LILACS (Reveiz *et al.*, 2013) suggesting its validity to study publications in health research in the region. One limitation of PubMed compared to Web of Knowledge or Scopus is that this database did not show until 2014 all authors' affiliations, but only the address of the institution signing off the scientific paper. However, this feature can work to our advantage because the set of publications retrieved under author affiliation < Cuba > will be those publications in which Cuban institutions play a leading role. On the other hand, PubMed links to the electronic publications of peer reviewed journals allowed us to find and complete all author affiliations. We also considered the possibility of using the

Cuban database called CubaCiencias held by the Scientific and Technological Information of the Republic of Cuba, but this database seems to require a better standardization in the field of author's affiliation, which is an essential part of our study (Araujo Ruiz *et al.*, 2005). Another Cuban bibliographic database is Biblioteca Virtual en Salud (BVS) from the National Centre of Information in Medical Sciences (Infomed) including sources of information from Cumed, Ibecs, LILACS, MEDLINE, PubMed and Recu. However at the time we conducted this investigation, the search engine of BVS from Infomed did not include author affiliations in the available fields, not even in the advanced search, neither from Virtual Health Library, Bireme, Office of Pan-American Health Organization. Therefore PubMed is the most convenient database source for the purpose of this study at this stage. It may not give the best representative outputs to study the model of Cuban scientific collaboration, but will allow us to process enough information to have the preliminary view examining the role of Cuban scientific collaboration in the process of building national capacity, as well as identifying pitfalls for further studies. The implication of studying this selected sample means that the pattern of collaboration (or absence of it) has been decided by Cuban researchers/institutions, as well as the topics of the research involved.

#### *Search strategy and normalization process*

PubMed provides an advanced search for specific fields and we chose affiliation with the word <Cuba>, limiting the field of publication dates to the years <1990>, <1995>, <2000>, <2005> and <2010>. Each set of Cuban documents per year was downloaded in an ad hoc data set called SciPubCuba. PubMed also provides the direct link to the original document in the cases of electronic journals and therefore through that link a second search was carried out to obtain the affiliations of all authors. Some references were linked to the Latin American repository library online (Scientific electronic library online, ScieLO, Brazil) from which all author affiliation were also taken using ScieLO access to original document. This second search provided additional information, specifically institution names, to complete the field of all author affiliation in our SciPubCuba data set. The percentages per year of documents in PubMed linked to the electronic journal (eJ-PubM) were: 1990 (2.3 per cent); 1995 (5.4 per cent); 2000 (62.3 per cent); 2005 (79.3 per cent); and 2010 (80.4 per cent).

Institution names were disambiguated from alternative English translations of the same name helped by author knowledge of those places in question and by searching in the Internet about their location and function. In some cases, electronic e-mails to the corresponding author were sent to confirm the name and location of the affiliations. Disambiguation of different names or acronyms in Spanish was also performed as well as a manual inspection to eliminate false documents.

The normalization of the qualitative evaluation of the content of the Cuban scientific production was carried out by individual and manual inspection of the content of the publication (only eJ-PubM) classifying them by disciplines and type of health subjects.

Disciplines and health subjects were classified by integrating the content of title of the publication, departments involved in the affiliation and the journal title. For instance: in the article "Clonal distribution of disease-associated and healthy carrier isolates of *Neisseria meningitidis* between 1983 and 2005 in Cuba" the discipline was classified as "Molecular Biology" according to the main department involved: "Department of Molecular Biology, Division of Biotechnology, Finlay Institute". For the health subjects we classified this publication as "Certain Infectious and Parasitic Diseases (I)" according to the content of the title and the scientific journal in which it

was published: *Journal of Clinical Microbiology*. Health subjects were classified according to the international classification of diseases-10th (WHO, 2015) and related health problems, which is commonly used to provide uniform views of the health situation of countries and populations. Some disciplines and health subjects were grouped because they often are closely related (shown in Figures 7 and 8). When more distant disciplines and health subjects were parts of the research published, they were considered multidisciplinary. Articles in applied research addressing explicitly a disease were counted for the mentioned health problem even if the contribution came from institutions of non-medical research or services.

The retrieval of scientific articles from PubMed was concluded in December 2013. Due to the small PubMed coverage of electronic journals for 1990 and 1995, those years were excluded in this study.

#### *Data sets Scipubcuba and CubanInstitutions*

SciPubCuba was our reference data set in which each document corresponding to a scientific article received an identification reference number (IRN) for each studied year. The PubMed reference number was also kept as a second alternative identification. CubanInstitutions was our working data set created in Excel with the names of Cuban institutions as their names were appearing in the search. A record of Cuban institutions and their IRN per publication per year was created to count and classify their articles according to the nature of their collaboration.

SciPubCuba outputs are net publications ascribed to only one institution with a unique IRN and PubMed number. Thus, total net publications (TNP) was the aggregate number of publications for the years 2000, 2005 and 2010 and it was obtained from this reference data set, therefore:

$$TNP = \sum (IRN_i)_{2000} + \sum (IRN_j)_{2005} + \sum (IRN_k)_{2010}$$

In this case  $i$ ,  $j$  and  $k$  are unique articles in 2000, 2005 and 2010, respectively.

CubanInstitutions was our working data set created with the list of Cuban institutions (column) and their articles (IRNs per row) per year (sheets). Articles per institution were then classified in four types: only one institution (N), more than one national institution (NN), only one national institution with one or more international collaboration (NI) and more than one national institution with one or more international collaboration (NNI).

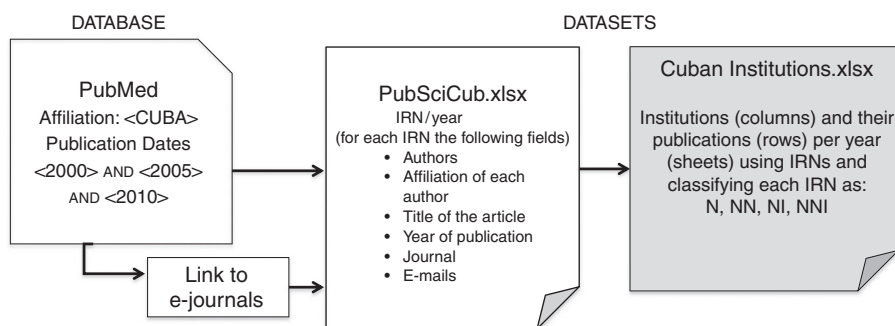
Institutional publications (IPs) accounted for all articles in which the institution participated regardless of the position of the author affiliation and is obtained by counting their IRNs (integer counting) per institution and year. The total institutional publications (TIP) were obtained by adding the IPs of all institutions in aggregate for the years 2000, 2005 and 2010. Therefore:

$$TIP = \sum (IP_i)_{2000} + \sum (IP_j)_{2005} + \sum (IP_k)_{2010}$$

In this case  $i$ ,  $j$  and  $k$  are IPs in 2000, 2005 and 2010, respectively. A diagram of the experimental design used in this study is shown if Figure 1.

#### *Defining institutions according to their publication outputs and functions*

For the purpose of this study, which focused on biomedical science, publications of the Cuban institutions were classified according to the number of their IPs in the



**Figure 1.**  
Diagram of the  
experimental design

aggregated years regardless of the status or tiers of the institution in the National S&T System. The top 20 more productive institutions were called Central group; those institutions with less than five IPs were called Distal group including 156 out of 201 Cuban institutions; and those in between these two groups including 25 institutions were called Middle group. Although it is an arbitrary division, it allows us to create a setting in which more active researchers working in top institutions (Central) publish with transient collaborators in geographically dispersed institutions (Distal), typical behaviour in scientific communication first described in the study of the Information Exchange Group 1 on oxidative phosphorylation and electron transport chain (Price and Beaver, 1966). Other scatter or skew distributions have been described for journals, known as Bradford's Law, or for author productivity known as Lotka's Law (Sen, 2010). However we are not aiming to prove if Cuban scientific publications in biomedical sciences follow or not any particular distribution. We are interested to study the relationship between contributing institutions with different resources and expertise through their national and international collaboration and how it might strengthen Cuban national scientific capacity.

The institutions were also classified according to their principal role such as higher education (HE), research and development, services and production, etc. In the majority of cases the name of the institution indicates their function as universities (and polytechnics) and were considered HE and S&T. In the case of medicine, Cuba has national institutes of different specialties such as Institute of Cardiology and Cardiovascular Surgery (in Spanish as ICCS), classified as research institutes-hospitals; other research institutions (R&D) in the Ministry of Health were not hospitals such as Centre for Research and Development of Medicaments (in Spanish as CIDEM); teaching hospitals were separated from general hospitals and specialized hospitals such as maternity hospitals, which are mainly service (S). Other national, provincial or municipal institutions were also classified as centres aiming to improve the public health such as the National Centre for Quality Control of Medicaments (CECMED), or Provincial Centre of Hygiene and Epidemiology of Santiago de Cuba, or Municipal Unit for Surveillance and Control against Vectors in Cumanayagua, Cienfuegos. Although classification of all institutions might look too specific, we decided to keep details showing the geographic distribution of them especially in the Distal group.

Once the three groups of institutions were established the nature of national and international collaboration between Central institutions with the other two groups was

explored through graphic representation of the multivariate data available in Excel. Data were prepared in two spreadsheets of collaborative IPs per institution of the Central group for the analysis of the national and international collaboration. For both sets of data IPs showing collaboration within Central and with Middle and Distal were counted and each institution received equal recognition regardless of the position of the author affiliation, but counted only once in the case of more than one author per institution.

Other sources used supporting the analysis of scientific outputs in the context of Latin American and the Caribbean were: Science Citation Index (SCI), Thomson and Reuters and SCImago journals and country rank (SJ&CR), powered by Scopus database, Elsevier as well as science and engineering indicators (NSF, 2000, 2014) from National Science Foundation, USA. Additionally we used the World Bank data for normalizing the number of publications per inhabitants of the countries of interest available at The World Bank website[2].

**Results**

*Cuban scientific outputs retrieved from PubMed*

Scientific output of Cuban institutions measured by the number of publications retrieved from the PubMed database using advanced search is shown in Table I. The number of TNP in aggregate for the year 2000, 2005 and 2010 was 861 from which 646 were further completed in the field of all authors affiliation using the electronic journals linked to PubMed (eJ-PubM), representing 75 per cent of the all articles in the aggregated years. Cuban collaborative articles represented 60.2 per cent of those articles that were further completed with all author affiliations.

*Pattern of collaboration measured through Cuban IPs*

All Cuban institutions shown in the author affiliations of the eJ-PubM sample were listed with their publications classified as N (only one Cuban institution) and NN (more than one Cuban institution), NI (one Cuban institution and one or more international institutions) and NNI (more than one Cuban institution and one or more international institutions) for the years 2000, 2005 and 2010.

The total aggregate number of institutional publications (TIP) was used to classify the groups in Central, Middle and Distal as described under methods. Table II shows the distribution of Cuban institutions according to their output in scientific publications and their main function. Institutions in the Central group represented 10 per cent and Middle and Distal groups 12.4 and 77.6 per cent of all institutions, respectively. Among the two hundred and one institutions listed 23.5 per cent belong to HE, 25.5 per cent are institutions of research and development, 15.5 per cent are research and services/production

Year	Nr articles in PubMed	Nr articles in e-journals (eJ-PubM)	Non-collaborative articles	Collaborative articles	Collaboration (%)
2000	236	147	83	64	43.5
2005	304	241	107	134	55.6
2010	321	258	67	191	74.0
total	861	646	257	389	60.2

**Table I.** Scientific collaboration of Cuban institutions in articles retrieved from PubMed

**Note:** Cuban scientific articles in PubMed and those retrieved from electronic journals linked to PubMed (eJ-PubM) indicating the scientific collaboration



Categories of Institutions	HE (S&T)	HE- medicine school	Teaching hospitals	R&D	R&D&P or R&D&S	R&D (non- health related)	Research institutes/ (hospital)	Centres aiming to improve public health	GH &	
									SH	P/S Total
Core	6	1	0	2	5	0	6	0	0	20
Secondary	2	1	0	1	3	5	13	0	0	25
Periphery	4	7	26	12	4	19	12	28	33	156

**Notes:** HE, higher education; S&T, science and technology; R&D, research and development; R&D&P, research, development and production; R&D&S, research, development and services; R&S, research and services; GH, general hospitals; SH, specialised hospitals (maternity, orthopaedic, children, etc.); P/S, production and/or services

**Table II.**  
Distribution of  
Cuban institutions  
according to the  
outputs in eJ-PubM  
and their principal  
functions

and 35.5 per cent are institutions either supporting the National Health System or dedicated to production or services. All institutions in both Central and Middle groups are all involved in research while in the Distal group it is only 54 per cent.

(Appendices 1 (Central group), 2 (Middle group) and 3 (Distal group): Cuban institutions (201) listed from the author affiliations found in the articles of electronic journals linked to the publication records in PubMed).

The total net scientific papers (TNP) in aggregate for the three years were 646 articles from eJ-PubM. However, when counting them as IPs the total number of scientific papers reached 980 articles (TIP) indicating the degree of participation of more than one institution per scientific article.

Collaborative papers including national and international institutions represented 60 per cent of the 646 net publications (Table III). The Central group as expected (Price and Beaver, 1966) representing 10 per cent of all institutions generated 497 articles accounting for 76.9 per cent of the TNP while the Distal group of 156 institutions contributed with 10.4 per cent to the net publications. The proportion of collaborative articles including the participation of national and international institutions were 58.8, 69.5 and 59.7 per cent for Central (C), Middle (M) and Distal (D) groups, respectively related to TNP per group (sub-TNP). However, the collaborative net publications are concentrated in the Core group and represents 45.2 per cent (292 articles out of 646), while M and D only contribute with 8.8 per cent (57 out of 646) and 6.2 per cent (40 out of 646). Obviously these values do not fairly represent the real contribution of institutions in M and D groups to the collaborative scientific output of Cuban institutions since as net publications, articles are attributed only to the first author affiliation.

IPs allow analysis of the pattern of collaboration and the relationship among national institutions in which all participating institutions were accounted for their contributions to the article regardless of the position of the institution in the list of contributing authors. Collaborative articles both involving national or international co-authorships and counted by IPs represented 74 per cent of 980 IPs. Articles with more than one Cuban institution (NIs) either national or international represented 75 per cent of collaborative papers (only NI excluded from collaborative papers) indicating the strong relationship among Cuban institutions (Table III), with the Central group leading the cooperation (38.9 per cent), followed by the Distal group with 22.3 per cent.

*National collaboration*

The Central group provides the focus for the analysis of the pattern of collaboration through the relationship of their collaborative papers with the institutions within the Central (C) group and with the Middle (M) and Distal (D) groups using IPs as a source of data. In general there is a linear relationship ( $y = 2.2x$  and  $R^2 = 0.899$ ) between the amount of collaborative papers within the C group (NN-C) and the total number of

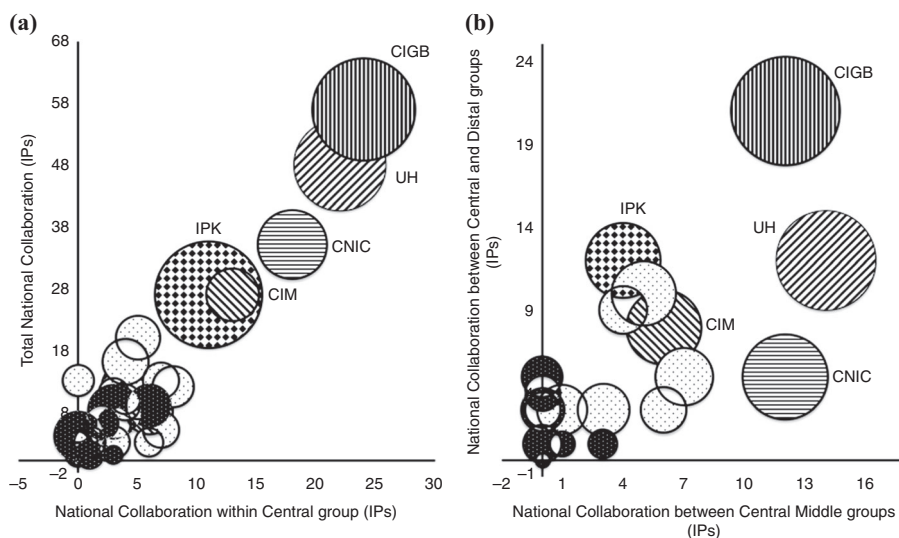
**Table III.**  
Net and institutional publications per group of Cuban institutions

Groups	N	TNP	Collaborative (%)	TIP	N	NN	NI	NNI
Central	205	497	59	630	205	164	144	117
Middle	25	82	70	144	25	72	17	30
Distal	27	67	60	206	27	109	18	52
Sub-total	257	646	60.2	980	257	345	179	199

**Notes:** Aggregates for years 2000, 2005 and 2010). TNP, total net publications; TIP, total institutional publications; N, NN, NI and NNI are types of collaborations (see text)

national collaborative papers (Figure 2(a)), accounting for 50 per cent of national collaboration. The top five institutions by the volume of their publications contribute more to the collaboration within the Central group, as they are part of the Scientific Park in West Havana. Those institutions with a higher volume of publications (larger diameter of the circles) are the Institute of Tropical Medicine Pedro Kourí (IPK) with 141 papers, the Centre of Genetic Engineering and Biotechnology (CIGB) with 130, University of Havana (UH) with 104, National Centre of Scientific Research (CNIC) with 59, University of Villa Clara (UCLV) with 36 and the Centre of Molecular Immunology (CIM) with 34. The next institutions of the Central group which fit less to the linear relationship of NN vs NN-C are the National Institute of Neurology and Neurosurgery (INN), Hospital “Hermanos Amejeiras (HHA), Centre of Pharmaceutical Chemistry (CQF), Cuban Neuroscience Centre (CNC), National Institute of Oncology and Radiology (INOR), Higher Institute of Medical Sciences of Havana (ISCM-H) and Institute of Nephrology “Abelardo Buch” (IN-AB). The last sub-group of institutions in the Central group with the lowest contribution in terms of national collaborative papers are Central University of Las Villas (UCLV), International Centre for Neurological Restoration (CIREN), Finlay Institute (IF), University of Oriente (UO), Higher Institute of Technologies and Applied Sciences (InSTEC), Centre of Immunoassay (CIE), National Centre of Animal Health (CENSA) and University of Matanzas Camilo Cienfuegos (UM-CC).

The collaboration of the institutions of the C group with the ones of the M and D groups did not follow a linear relationship (Figure 2(b)). The majority had stronger collaborations with institutions in the D group, as the relation M:D shows for IPK (1:3), HHA (1:2), UO (0:4), CQF (1:3), CENSA (0:3) and IN-AB (4:9). Leading the institutions



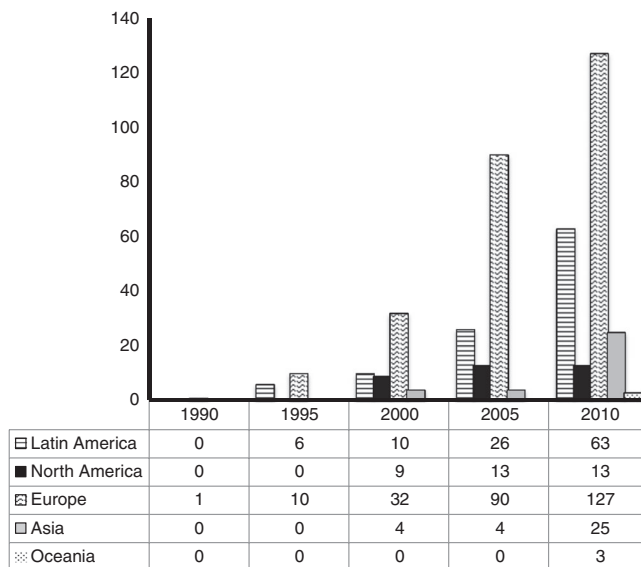
**Notes:** Multivariate representation of national collaboration,  $x$  and  $y$  represent number of IPs and in  $z$  (circles) by the diameter. (a) Collaboration within Central group,  $z$  (circles) total IPs; (b) collaboration between Central group and Middle and Distal groups,  $z$  (circles) total collaborative IPs. Circles in white and black dots: INN, HHA, CQF, CNC, INOR, ISCM-H, IN-AB. Circles in black: UCLV, IF, UO, InSTEC, CIE, UM-CC, CENSA

**Figure 2.**  
National  
collaboration of  
Cuban institutions in  
the Central group

with stronger collaborations with those of the M group are the CNIC (12:5) and ISCM-H (3:1). The rest of the institutions collaborated almost equally with institutions in M and D groups. Interestingly, the strong collaboration of CNIC with M group might indicate the role of this institution as incubator of spin-off institutions (either research or state enterprises) with a defined profile of applied science.

*International collaboration*

International collaboration of Cuban institutions has been increasing steadily since 2000 with European institutions sharing the highest presence in collaborative papers with Cuban institutions (Figure 3). In total, 14 European countries have co-authored 249 articles with Cuban institutions when looking at the aggregate data of IPs; and in 2010 the European countries with more collaborative papers with Cuba were Spain (46; 36.2 per cent), Belgium (17; 13.4 per cent), Germany (16; 12.6 per cent) and UK (14; 11 per cent) out of 127 collaborative IP. Nine Latin America countries participated in collaborative papers in the period of study accounting for 100 IPs and in 2010 the Latin American countries with the highest share were Brazil (25; 39.7 per cent), Argentina (15; 23.8 per cent) and Mexico (10; 15.9 per cent) out of 63 collaborative IPs. Japan is the individual country with highest share per region with 44 per cent of collaborative papers in 2010. For North America, in spite of being the region of highest output in science, the share of collaborative papers with Cuban institutions has been relatively lower with only 35 collaborative IPs; and in 2010 both Canada (6; 46 per cent) and USA (7; 54 per cent) were similarly represented for a total of 13 articles. In 2010 all regions except Africa were publishing in collaboration with Cuban institutions. International organizations such as WHO, UNESCO and PAHO have been represented through their experts co-authoring papers with Cuban institutions with two and six publications in 2000 and 2010, respectively. For the years included in this study, countries publishing with Cuban institutions were: Argentina, Brazil, Chile, Colombia,



**Figure 3.**  
Increase of Cuban international collaboration by region

**Note:** Number of collaborative articles ( $y$ ) per indicated years ( $x$ )

Mexico, Nicaragua, Paraguay, Peru, Puerto Rico, Canada, USA, Austria, Belgium, Finland, France, Germany, Italy, Portugal, Spain, Sweden, Switzerland, UK, Russia, Bangladesh, Cambodia, China, Iran, India, Japan, Korea, Malaya, Philippines, Singapore, Syria, Thailand, Vietnam, Uzbekistan, Australia and New Zealand.

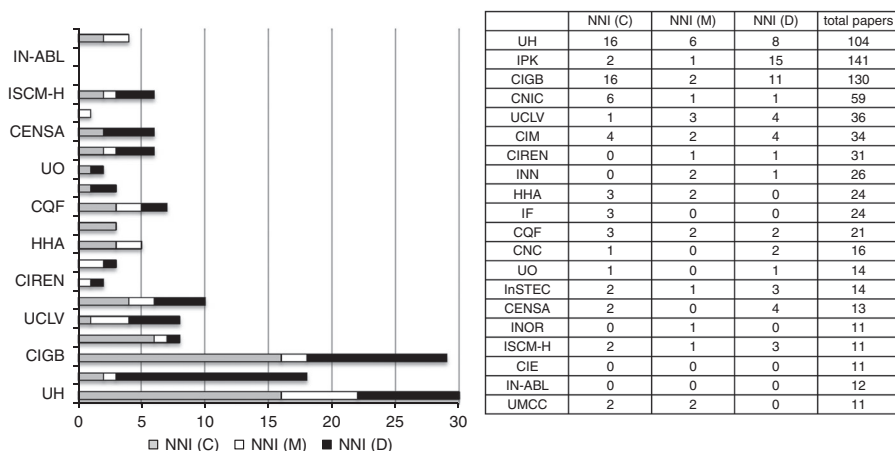
Collaborative papers with international institutions represented 41 per cent of the TNP (266 out of 646). When analysing the contribution of each group of institutions to the total IPs in terms of publications with at least one international institution (NI+NNI), all institutions in the C group co-authored 261 papers (69 per cent); 24 out of 25 institutions of the M group participated in 47 papers (12.4 per cent) and only 51 out of 155 institutions of the D group contributed participating in 70 papers (18.5 per cent) for a total of 378 IPs involving international collaboration (Table III). For institutions in M and D groups national collaboration (NN) is stronger (50 and 53 per cent, respectively) vs international (33 and 34 per cent, respectively) in relation to their own IPs.

The contribution to the total international collaboration of individual institutions in the Central group publishing with one or more international institutions (NI) was 80.4 per cent (for NI: 144 out of 179 IPs) and 58.8 per cent (for NNI: 117 out of 199 IPs) when other Cuban institutions were participating in the collaborative articles (see Table III). The leading role of the Central group incorporating institutions in M and D groups is shown in Figure 4, with the Institute of Tropical Medicine Pedro Kouri (IPK) sharing almost 80 per cent with D institutions in those articles including another Cuban institution. Another 11 institutions of the Central group share a third or more of their international collaboration with institutions of the Distal group.

#### *Evolution and content of the Cuban scientific collaboration*

International collaboration between scientific institutions co-authoring articles in science and engineering (S&E) is another important feature strengthening the countries capabilities in scientific research and development. International co-authored articles in S&E have increased by 133 per cent from 90,867 articles in 1997 to 211,841 in 2012 and USA remains the strongest hub for scientific collaboration in the world stage (NSF, 2000, 2014).

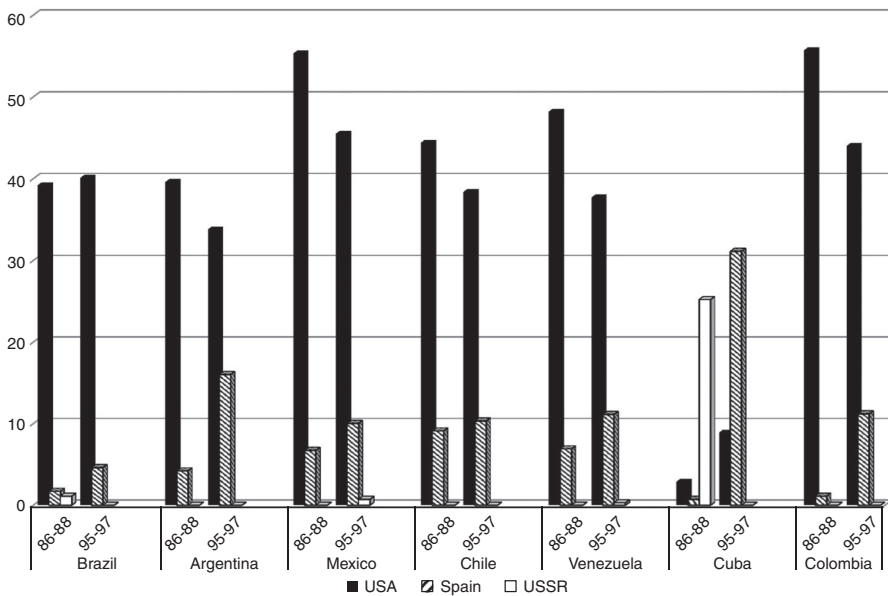
After the collapse of Soviet Union and socialist countries of Eastern Europe at the beginning of 1990, Cuba evolved her pattern of international collaboration probably as



**Figure 4.**  
Share of the  
international  
collaboration of the  
Central group with  
other Cuban  
institutions

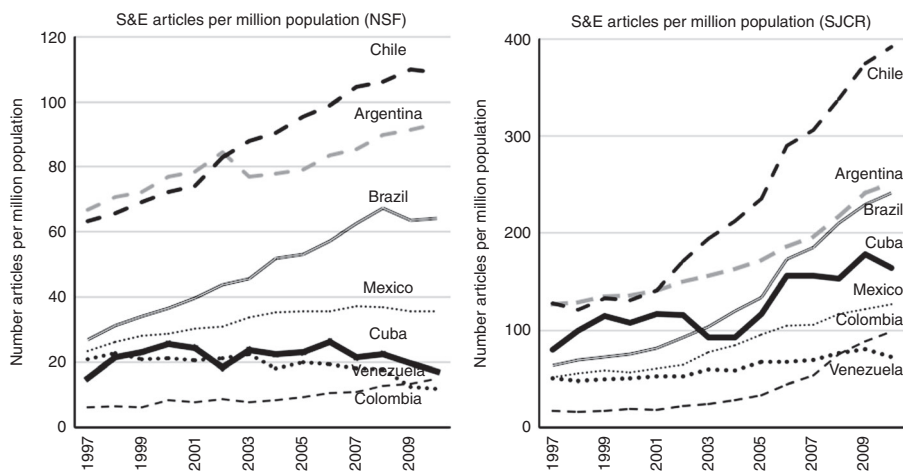
a way to maintain the commitment for the development of science initiated since the early 1960s. Figure 5, generated from data of the National Science Foundation, science and engineering indicators (NSF, 2000), shows how different is the pattern of Cuban international collaboration from other countries of the region. Latin American countries as shown in the Figure 5, shared 32-55 per cent of their internationally co-authored articles with the USA in the period before and after 1990, while Cuba showed a distinctive turn in the pattern in which the collaboration with Soviet Union was replaced by Spain. Diversification of the international collaboration was also characteristic of this period by producing collaborative articles with countries such as Canada, Belgium, Denmark, Japan and Austria, as well as increasing the share of scientific collaborative articles with others such as the UK, Switzerland and France (NSF, 2000). Even with the USA, Cuba experienced an increase in scientific collaboration regardless of the geopolitical distance between both countries.

At the beginning of this century Cuban scientific output measured by the number of articles published in international journals has been shown to be not far from the mean of the LAC scientific articles when normalized by population (Clark Arxer, 2010), being slightly higher in 2001 and lower in the following years up to 2007. In general, for some countries, the evaluation of scientific output changes depending on the sources used to obtain the S&T indicators, as two different results might arise by counting scientific articles either from SCI, Thomson and Reuters or from SJ&CR, powered by Scopus database. Latin American countries are better represented in Scopus than in SCI and Cuba ranks in fifth (NSF, Figure 6) or fourth (SJ&CR, Figure 6) positions in the amount of scientific and engineering (S&E) articles for the region accounted by S&E articles per million of population. Using SJ&CR[3] we found that more than a third of total



**Figure 5.**  
Evolution of international collaboration in Cuban scientific articles at the end of XX century

**Notes:** Internationally coauthored articles (per cent) in S&E in some countries in Latin America. Graphic made by the author using data from National Science Foundation (NSF) S&E indicators in 2000, Appendix 6-61, pp. A450-A



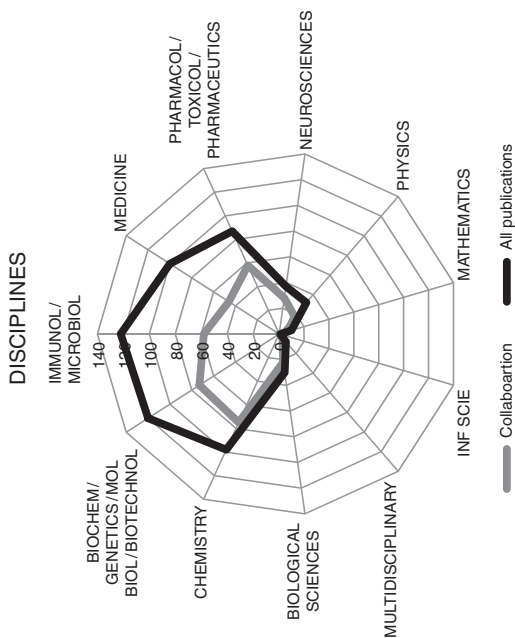
**Note:** Graphic created by authors using available data from NSF and SJ&CR for the period 1997-2010

**Figure 6.**  
Latin American  
publications in  
science and  
engineering of top  
seven countries

publication in these top seven countries of the LAC correspond to international collaboration for the period 2000-2010 with Chile, the leading country in the table, having 52.5 per cent of international collaboration, followed by Colombia (52.1 per cent), Cuba (44.9 per cent), Venezuela (43.5 per cent), Mexico (40.2 per cent), Argentina (40.5 per cent) and Brazil (27.8 per cent).

In our study limited to a cross-section of aggregated publications for the years 2000, 2005 and 2010 in which all author affiliations were recorded, we found as expected, that the disciplines contributing more to overall publications were immunology and microbiology (19.7 per cent), the group of biochemistry-molecular biology – biotechnology (18.6 per cent), medicine (15.6 per cent) and the group of pharmacology-toxicology – pharmaceuticals (15.2 per cent); interestingly the group of chemical sciences (16.1 per cent) had strong representation, which denotes its role supporting biomedical research in structural and molecular biology (Figure 7). This result is an expression of national policies to advance science to improve the health of the Cuban population and to stimulate innovation in areas that can reach foreign market such as biotechnology. Immunology and microbiology are essential disciplines in the diagnosis, cure and prevention of transmittable diseases, including the development of new vaccines. Immunology is also a key discipline in Cuban approach to develop technologies of immunotherapy in the treatment of cancer. The groups with less collaborative articles are immunology-microbiology and medicine with 46 and 48 per cent, respectively compared to the total of 60 per cent. The case of immunology-microbiology seems to be a consequence of the high representation of articles related with infectious diseases in PubMed since *Revista Cubana de Medicina Tropical* is the only Cuban journal indexed in this database. Indirectly it might suggest that disciplines other than immunology and microbiology only have a selected representation in PubMed, in which collaborative articles are strong candidates to be accepted in foreign journals. In the case of medicine the observed low collaboration has been attributed to the degree of specialisation of the National Institutes of Health (Vega Almeida *et al.*, 2007) and publications by departments in hospitals concerning their own findings and report of cases. Low collaboration in the health sector has been also shown in

COLLABORATIVE ARTICLES BY DISCIPLINES (Aggregate net publication of year 2000, 2005 and 2010)				
Group of related disciplines	Relevant discipline	All Net Publi (aggregate)	Collaborative articles	
IMMUNOL/MICROBIOL	IMMUNOLOGY MICROBIOLOGY/PARASITOLOGY	127	58	
MEDICINE	CLINICAL MEDICINE EPIDEMIOLOGY DENTISTRY PUBLIC HEALTH	98	47	
BIOCHEM/GENETICS/ MOL BIOL/BIOTECHNOL	BIOCHEM/BIOPHYS/BIOINF CELL BIOLOGY/MOL BIOLOGY GENETICS GENETIC ENGINEERING BIOTECHNOLOGY	119	72	
CHEMISTRY	ANALYTICAL CHEMISTRY PHYS CHEMISTRY MEDICAL CHEMISTRY CHEM ENGINEERING COMPUTATIONAL CHEMISTRY	104	76	
PHYSICS	MEDICAL PHYSICS/ENGINEERING PHYSICS	27	18	
MATHEMATICS	BIostatistic MATHEMATICS	11	7	
NEUROSCIENCES	NEUROSCIENCES	37	32	
PHARMACOL/TOXICOL/ PHARMACEUTICS	PHYSIOLOGY PHARMACOLOGY/TOXICOLOGY PHARMACEUTICAL/DRUG DEV	91	54	
BIOLOGICAL SCIENCES	PLANT BIOLOGY/AGRICUL SCI/VET MED MARINE BIOLOGY	27	21	
INF SCIE	INFORMATION SCIENCE	2	1	
MULTIDISCIPLINARY	MULTIDISCIPLINARY	3	3	
		646	389	



**Figure 7.** Cuban scientific publications by the main disciplines



other studies (Arencibia-Jorge *et al.*, 2013; Zacca-González *et al.*, 2015) and might be the reason why the output in the sector is less than the expected.

Not surprisingly, the classification of the articles by diseases and health disorders showed the same trend with more representation of scientific contribution in infectious diseases (46 per cent), cancer (13 per cent) and disorders of the nervous system (16 per cent) as shown in Figure 8. However, in general articles contributing explicitly to a particular disease or disorder account for 309 publications meaning that 62 per cent of this output came from institutions that do not belong to the health sector, but their applied research addressed priorities of the national health system and consequently the proportion of scientific collaboration rose to 69 per cent.

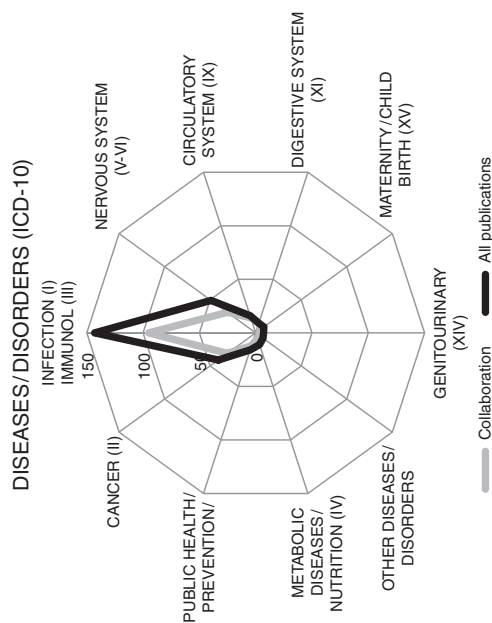
The case of “dengue” an endemic tropical disease affecting the Cuban population illustrates the priority given by the government to support research for public good. Research in this topic attracts only by 0.1 per cent of the total publications in Medline (3,456 out of 3,460,987). However because of the frequent outbreaks of this infectious disease, research in dengue has been a priority in the Cuba National Research Programme explaining why Cuba reaches the fourth in the ranking of national interest among 79 countries with 4.6 per cent of its total publications in this field and sharing 1.94 per cent of international publications in dengue for the 14th ranking (values calculated on 20 June 2014 from the available search engine in Medline/PubMed developed by Corlan, 2012).

Biomedical and biosciences research are generally supported by multiple disciplinary teams and it is sometimes difficult to separate the boundaries between them, however in many cases, one discipline takes the centre of the contribution (Vega Almeida *et al.*, 2007).

## Discussion

Developing countries have been in constant challenge adapting their resources to improve their capacities to compete on the world stage for the benefit of their societies. With the advent of the knowledge society, the economic growth and social welfare of a country will depend more on the degree of development of its science, technology and innovation system. Although harnessing S&T resources in these countries depends on several factors, scientific collaboration, both national and international, surely will strengthen their national scientific capacities.

In this study of analysing national and international collaboration of Cuban institutions we explored how to evaluate two characteristics of Cuban science and the possible implications in passing on the benefit of scientific research to Cuban society, while improving the national scientific capacity. It seems that these two characteristics of conducting their research through cooperation among institutions with different resources and expertise and second concentrating their effort on those topics affecting the Cuban population helped not only to strengthen the collaboration among top Cuban institutions, but to take science to a broader set of institutions not necessary involved in S&T. Nuñez Jover and López Cerezo (2008) explained the makeup of Cuban scientists as it is described in the content of the Code on Professional Ethics of Cuban Scientists, “While scientists are required to seek the truth and carry out honest and disinterested work to contribute to the advance of science, the main contribution expected from this work is social welfare, to which individual and corporate interests must be subordinated”. And it seems that this combination of ethics and political will was not only ideological, but practically the only way to survive isolation under circumstances of frequent epidemics suffered by the population in which what was called initially the



SUBJECT (ICD-10)	Collaborative publications	All publications
INFECTION (I) IMMUNOL (III)	95	143
CANCER (II)	31	41
NERVOUS SYSTEM (V-VI)	31	49
CIRCULATORY SYSTEM (IX)	14	16
METABOLIC DISEASES/NUTRITION (IV)	5	11
DIGESTIVE SYSTEM (XI)	9	9
MATERNITY/CHILD BIRTH (XV)	6	9
GENITOURINARY (XIV)	3	7
OTHER DISEASES/DISORDERS	7	8
PUBLIC HEALTH/PREVENTION/	12	16
	213	309

**Figure 8.**  
Cuban scientific  
publications by  
health subjects

“Biological Front” and later the “Scientific Pole”, played a crucial role. Hostility against the will of the nation to defend the social system turned the inefficiency of the early years in which scientific results did not necessarily translate to innovation, into a network of institutions, strategies and policy aiming to maintain the health of the population and the creation of new sources of export, based on knowledge and innovation.

The strategy of choosing PubMed in order to have those publications related to Biomedical and life sciences might also help to access the best Cuban scientific publications. Cuban institutions might selectively publish in international journals those articles strengthened by collaboration, both national and international. Although the evidence from previous years (1989-1994) indicated that Cuban scientists increased their publications in international journals by 211 per cent, while decreasing by 60 per cent the amount of publications in Cuban journals due to a lack of resources in the Cuban publishing sector (Araujo Ruiz *et al.*, 2005).

We found that 30 per cent of net publications involved more than one Cuban institution (data not shown), and is similar to that found for the multi-university collaboration among US schools in science and engineering (Jones *et al.*, 2008) with 32.8 per cent in 2005, which might indicate that Cuban institutions follow the international trend rather than a particular pattern to overcome the economic restrictions during the period post 1990. In another study using co-authorship bibliometric analysis to evaluate collaboration in countries of Latin American and the Caribbean (period 1995-2002), the authors found that the overall collaborative publications represented 65 per cent of the total (Sancho *et al.*, 2006). Moreover, the authors found that national and international collaboration of the region represented 26.4 and 35.5 per cent, respectively, with a very limited regional collaboration (2.7 per cent) with the exception of Cuba with 26 per cent. In this study the authors used the SCI database and recognized that the representation of Latin American journals is still very low representing only 0.6 per cent of the total. We also found that 40 per cent of net publications of Cuban institutions were with international partners (data not shown) equally following the global trend (The Royal Society, 2011, p. 4). As it was pointed out in this report, “scientists seek for excellence in their work by sharing tasks, costs and experience”, and in the case of Cuba, under the circumstances of this period, it might also have a component of outsourcing to ensure access to otherwise limited materials and modern equipment. This also suggests that in addition to the government support for areas of applied research related to population needs, the Cuban researchers actively seek collaboration to advance science in subjects of local interest.

Galvez *et al.* (2000) found that paradoxically developed nations, which accrued more than 85 per cent of world publications, are less inclined to collaborate internationally and at the same time had more transnational publications. International collaboration was 20, 24, and 39 per cent for North America, Asia and Western Europe, respectively, while for Latin America and the Caribbean, Southern Africa, Northern Africa and Eastern Europe was 62, 59, 58 and 52 per cent, respectively. The reason, they argue, seems to be that developing nations were becoming more dependent on developed nations, not only economically, but also scientifically. At the same time nations with strong economies naturally tend to develop strong scientific communities (Galvez *et al.*, 2000) among themselves. Although their results seems to support their views, this conclusion came from analysing a relatively short period between 1991-1998, and using SCI, which did not evenly cover all regions. While the current study was carried out Zacca-González *et al.* (2014) showed that collaboration was a key factor behind the development of scientific activities in Latin America in this century. The areas covered

in this paper were public health and environmental and occupational health and the database used was SJ&CR. Interestingly they found that Cuba, Colombia and Brazil had the greatest strengths measured by thematic specialization among the countries with most scientific output (Brazil, Mexico, Cuba, Colombia and Argentina).

An unexpected result was the lack of international collaborative articles with Africa as a region, especially when there is a long lasting policy of international cooperation between Cuba and more than 38 countries of the region (Marimón-Torres and Martínez-Cruz, 2010) in the area of public health. This finding might reflect the difficulties that still prevail in publishing scientific results in some areas of the health sector in which they concentrate more in delivering and reporting the service rather than publishing in scientific journals. This problem also affects the international visibility of Cuban science (Arencibia-Jorge and Moya-Anegón, 2010). It would be interesting to explore why this long-term cooperation with countries in Africa does not correspond to more international scientific publications.

We represented the pattern of Cuban collaboration through the IPs and not through the net publications to give equal representation to all participating national institutions. This approach revealed that the Central group is leading the cooperation with almost equal proportion of participation among the three groups. In total, 70 per cent of Central institutions have articles with institutions in the Distal group. The Institute of Tropical Medicine Pedro Kourí (IPK) showed the highest cooperation with the Distal group with a wider number of institutions often in the same article. Two other institutions by virtue of their policies showed strong collaboration within the Central group and the Distal group: these are University of Havana (UH) (Pérez-Ones and Nuñez-Jover, 2009) and Centre of Genetic Engineering and Biotechnology (CIGB) (López-Mola *et al.*, 2006). This interaction between the Central group and the rest of the institutions seemed to be different to the study of Jones and collaborators, in which they found that the multi-university collaboration is more stratified by in-group university ranking. However we should stress again the small size of our sample in contrast to 4.2 million articles analysed for a period of three decades (Jones *et al.*, 2008). Our approach focused in the relationship between the most scientifically productive institutions with a wide range of institutions distributed along the country. By taking this approach we centred the attention in the role of leading scientific institutions sharing their resources and experience with less scientifically productive institutions but directly connected either to services or production. Another approach was used describing the production of knowledge and the role of collaboration between different sectors in Cuba by assessing the model of Triple-Helix (Arencibia-Jorge *et al.*, 2013), which might fit better for more developed nations. Similarly, when combining bibliometric, socioeconomic and health indicators in the analysis of Latin American output in public health (Chinchilla-Rodriguez *et al.*, 2015), the authors could not find that the tangible achievement in health attained by Chile and Cuba were the result of their publishing pattern in the area of public health. Perhaps a combination of those methodologies will lead to better characterise the Cuban scientific performance and its social implications in the science, technology and innovation system of the country. It might be plausible in the future to focus on the rise and evolution of scientific parks and in the role played by older universities fostering scientific research in newly created universities and campuses. Scientific parks embody the essence of the Mode 2 of production of knowledge, described as socially distributed, application orientated, trans-disciplinary and subject to multiple accountability (Nowotny *et al.*, 2003). In the case of Cuba there are other stakeholders within the public sector supporting the

process of knowledge production and innovation, such as Youth Technology Brigade (BTJ), with more than 200,000 members and the National Association for Innovation and Rationalizations with 100,000 members (Nuñez Jover and López Cerezo, 2008).

The key decision for further studies would be choosing the source of information among all available databases representing Cuban output in science. Previous studies evaluating the total scientific production of Latin America and the Caribbean region (Miguel, 2011) found that in the case of Cuba, 48.6 per cent of Cuban journals (151) listed in LATINDEX were covered by SciELO (70.5 per cent), RedALyC (37.3 per cent) and Scopus (41.2 per cent) as electronic databases with different platforms supporting the search and retrieval for bibliometric studies. Moreover, the study of Araujo Ruiz *et al.* (2005) showed that the Institute Scientific Information Databases indexed only 20.7 per cent of Cuban articles when compared to the local database CubaCiencias during the period between 1988 and 2003. In a macro level study of Cuban scientific output combining socioeconomic and bibliometric indicators, the authors concluded that Scopus was a better information source when it was compared to WoS (Arencibia-Jorge and Moya-Anegón, 2010). Obviously, studies addressing the visibility of Cuban science in which the databases provide the engine for analysing the citation of articles might still need to use those databases with less than 50 per cent representation of Cuban outputs in science. However, when focussing on how Cuban scientific and engineering outputs have contributed to build the scientific capacity of the country and the implication of policies to bring scientific results to society, searching nationally generated databases and documents will provide more information.

#### *Conclusion and future directions*

In spite of the limitations mentioned above, our results indicate that collaboration between scientifically advanced institutions (Central) and a wide range of national institutions is a consequence of the social character of science in Cuba in which cooperation rather competition prevail (López-Mola *et al.*, 2006). The conclusion comes from a search in the limited field of biomedical science but it might be representative of Cuban science. The Cuban government has supported areas of biomedical research not only to improve the health of the Cuban population but also to strategically create sources of income from high level biotechnology research as well as expanding its capacity to effectively co-operate with developing countries and emerging economies (Sáenz *et al.*, 2010; Keck and Reed, 2012). However, given the economic restrictions of the period of study it seems that the nature of this collaboration was a decisive component for success. Probably extending the search to other fields such as social sciences will allow the study of more features of Cuban collaboration as it could be foreseen from the model of Yaguajay (Lage-Dávila, 2004).

Further studies will also explore the nature of collaboration between Cuban scientists working in the country and those abroad using Scopus as a database. One of the advantages of Scopus is the scientist identification number, which allows the following of the movement of the researcher through different institutions and countries during their working life (Plume, 2012). Migration of highly skilled citizens towards developed countries has been increasing in the last decades (Docquier and Rapoport, 2012) and developing countries are looking for policies to harness the potential lost through the brain drain (Le Bail and Shen, 2008). Indeed, contributions from the outcome of transnational knowledge through diaspora networks have been documented (Guchteneire *et al.*, 2006; Mahroum *et al.*, 2006)

Human capital is the vital asset of Cuban science: highly skilled and trained to perform not always under optimal conditions, they embodied creativity, resilience and

perseverance, all essential in a scientist (Stone, 2015). However human capital is mobile and can reach resources anywhere any time; and by the same token a risk of migration might be a threat to the effort of building scientific capacity.

The creativity in overcoming difficult times seems to be part of the idiosyncrasy of Cuban socialism and there are many instances in which cooperation works as leverage to create knowledge and innovation (Núñez Jover, 2010, p. 135; Lage-Dávila, 2013, p. 145).

### Notes

1. Information updated on 24 September 2014, available at: [www.ncbi.nlm.nih.gov/pubmed](http://www.ncbi.nlm.nih.gov/pubmed) and [www.nlm.nih.gov/pubs/factsheets/pubmed.html](http://www.nlm.nih.gov/pubs/factsheets/pubmed.html)
2. The World Bank. Information accessed on 17 September 2014, available at: <http://data.worldbank.org/indicator/SP.POP.TOTL>
3. SCImago Journal and Country Rank (SJ&CR), powered by Scopus. Information accessed on 17 September 2014, available at: <http://scimagojr.com/countrysearch.php?country=EC>

### References

- Araujo Ruiz, J.A., Van Hooydonk, G., Torricella-Morales, R.G. and Arencibia, R. (2005), "Cuban scientific articles in ISI citation indexes and cubaciencias databases (1988-2003)", *Scientometrics*, Vol. 65 No. 2, pp. 161-171.
- Arencibia-Jorge, R. and Moya-Anegón, F. (2010), "Challenges in the study of cuban scientific output", *Scientometrics*, Vol. 83 No. 3, pp. 723-737.
- Arencibia-Jorge, R., Corera-Alvarez, C.E., Chinchilla-Rodriguez, Z. and Moya-Anegon, F. (2013), "Intersectoral relationships, scientific output and national policies for research development: a case study on Cuba 2003-2007", *Revista Cubana de Información en Ciencias de la Salud*, Vol. 24 No. 3, pp. 243-254.
- Beaver, D.dB. and Rosen, R. (1978), "Studies in scientific collaboration: Part I. The professional origins of co-authorship", *Scientometrics*, Vol. 1 No. 1, pp. 63-84.
- Beaver, D.dB. and Rosen, R. (1979), "Studies in scientific collaboration: Part III. Professionalization and the natural history of modern scientific co-authorship", *Scientometrics*, Vol. 1 No. 3, pp. 231-245.
- Chinchilla-Rodríguez, Z., Zacca-González, G., Vega-Quesada, B. and Moya-Anegón, F. (2015), "Latin American scientific output in public health combined analysis using bibliometric, socioeconomic and health indicators", *Scientometrics*, Vol. 102 No. 1, pp. 609-623.
- Clark Arxer, I. (2010), "Cuba", UNESCO science report 2010: the current status of science around the world, UNESCO, Paris, pp. 123-132.
- Corlan, D. (2012), "Medline spatial trends for dengue 2008-2012", available at: [http://dan.corlan.net/medline\\_spatial\\_trend/e6kbELom/JCSindex.html](http://dan.corlan.net/medline_spatial_trend/e6kbELom/JCSindex.html) (accessed 14 October 2014).
- Daar, A.S., Thorsteinsdottir, H., Martin, D.K., Smith, A.C., Nast, S. and Singer, P. (2002), "Top ten biotechnologies for improving health in developing countries", *Nature Genetics*, Vol. 32 No. 2, pp. 229-232.
- De Vos, P., Garcia-Farinas, A., Alvarez-Perez, A., Rodriguez-Salva, A., Bonet-Gorbea, M. and Van de Stuyft, P. (2012), "Public health services, an essential determinant of health during crisis. Lessons from Cuba, 1989-2000", *Tropical Medicine and International Health*, Vol. 17 No. 4, pp. 469-479.
- Docquier, F. and Rapoport, H. (2012), "Globalization, brain drain, and development", *Journal of Economic Literature*, Vol. 50 No. 3, pp. 681-730.

- Feinsilver, J.M. (1993), *Healing the Masses: Cuban Health Politics at Home and Abroad*, University of California Press, Berkeley, CA.
- Galvez, A., Maqueda, M., Martinez-Bueno, M. and Valdivia, E. (2000), "Scientific publication trends and the developing world. What can the volume and authorship of scientific articles tell us about scientific progress in various regions", *American Scientist*, Vol. 88 No. 6, pp. 526-533.
- Glänzel, W. (2001), "National characteristics in international scientific co-authorship relations", *Scientometrics*, Vol. 51 No. 1, pp. 69-115.
- Guchteneire, P., Koing, M. and Mahroum, S. (2006), "Transnational knowledge through diaspora networks", *International Journal on Multicultural Societies*, Vol. 8 No. 1, pp. 1-3.
- Jones, B.F., Wuchty, S. and Uzzi, B. (2008), "Multi-university research teams: shifting impact, geography, and stratification in science", *Science*, Vol. 322 No. 5905, pp. 1259-1262.
- Keck, C.W. and Reed, G.A. (2012), "The curious case of Cuba", *American Journal of Public Health*, Vol. 102 No. 8, pp. e13-e22.
- Lage, A. (2008), "Connecting immunology research to public health: Cuban biotechnology", *Nature Immunology*, Vol. 9 No. 2, pp. 109-112.
- Lage-Dávila, A. (2004), "La economía del conocimiento y el socialismo (II): reflexiones a partir del proyecto de desarrollo territorial en Yaguajay", *Revista Cuba Socialista*, No. 33, pp. 3-23.
- Lage-Dávila, A. (2013), *La Economía del Conocimiento y el Socialismo*, Editorial Academia, Habana.
- Le Bail, H. and Shen, W. (2008), "The return of the 'brains' to China: what are the social, economic, and political impacts?", *Asie Visions* No. 11, Institut Francaise des Relations Internationales, Paris, November.
- López-Mola, E., Silva, R., Acevedo, B., Buxado, J.A., Aguilera, A. and Herrera, L. (2006), "Biotechnology in Cuba: 20 years of scientific, social and economic progress", *Journal of Commercial Biotechnology*, Vol. 13 No. 1, pp. 1-11.
- Luukkonen, T., Persson, O. and Silvestern, G. (1992), "Understanding patterns of international scientific collaboration", *Science, Technology and Human Values*, Vol. 17 No. 1, pp. 101-126.
- Mahroum, S., Eldridge, C. and Daar, A. (2006), "Transnational diaspora options: how developing countries could benefit from their emigrant population", *International Journal on Multicultural Societies*, Vol. 8 No. 1, pp. 25-42.
- Marimón-Torres, N. and Martínez-Cruz, E. (2010), "Evolution of the Cuban medical co-operation during one hundred years of the ministry of public health", *Revista Cubana de Salud Pública*, Vol. 36 No. 3, pp. 254-262 (in Spanish).
- Miguel, S. (2011), "Revistas y producción científica de América Latina y el Caribe: su visibilidad en SciELO, RedALyC y SCOPUS", *Revista Interamericana de Bibliotecología*, Vol. 34 No. 2, pp. 187-199.
- Narin, F. and Whitlow, E.S. (1990), *Measurement of Scientific Cooperation and Coauthorship in CEC-related Areas of Science*, Vol. 1, Commission of the European Communities (CD-NA-12900-EN-C), Brussels.
- Nowotny, H., Scott, P. and Gibbons, M. (2003), "Mode 2 revisited: the new production of knowledge", *Minerva*, Vol. 41 No. 3, pp. 179-194.
- NSF (2000), "Science and engineering indicators 2000", patterns of international co-authorship in S&E, Appendix tables 6-61, National Science Foundation, pp. A450-A458, available at: [www.nsf.gov/statistics/seind00.pdf/c6/co6.pdf](http://www.nsf.gov/statistics/seind00.pdf/c6/co6.pdf) (accessed 20 July 2014).
- NSF (2014), "Science and engineering indicators 2014", international co-authored S&E articles by selected regions/countries/economies, 1997-2012, Appendix tables 5-56, National Science Foundation, available at: [www.nsf.gov/statistics/seind14/index.cfm/appendix](http://www.nsf.gov/statistics/seind14/index.cfm/appendix) (accessed 20 July 2014).

- Núñez Jover, J. (2010), *Conocimiento academico y sociedad: Ensayos sobre politica universitaria de investigaci3n y post-grado*, Editorial UH, Habana.
- Núñez Jover, J. and Lopez Cerezo, J.A. (2008), "Technological innovation as social innovation: science, technology and the rise of STS in Cuba", *Science, Technology & Human Values*, Vol. 33 No. 6, pp. 707-729.
- Pérez-Ones, I. and Núñez-Jover, J. (2009), "Higher education and socio-economic development in Cuba: high rewards of a risky high tech strategy", *Science Policy*, Vol. 36 No. 2, pp. 97-101.
- Plume, A. (2012), "The evolution of brain drain and its measurement. Part 1", *Research Trends*, No. 26, pp. 13-14.
- Price, D.d. and Beaver, D.d.B. (1966), "Collaboration in an invisible college", *The American Psychologist*, Vol. 21 No. 11, pp. 1011-1018.
- Price, D.deS. (1963), *Little Science, Big Science*, Columbia University Press, New York, NY.
- Reid-Henry, S.M. (2010), *The Cuban Cure: Reason and Resistance in Global Science*, The University of Chicago Press Ltd., Chicago, IL and London.
- Reveziz, L., Elias, V., Terry, R.F., Alger, J. and Becerra-Posada, F. (2013), "Comparison of national health research priority-setting methods and characteristics in Latin America and the Caribbean, 2002-2012", *Revista Panamerica de Salud P3blica*, Vol. 34 No. 1, pp. 1-13.
- Sáenz, T.W., Thorsteinsdóttir, H. and de Souza, M.C. (2010), "Cuba and Brazil: an important example of South-South collaboration in health biotechnology", *MEDICC Review*, Vol. 12 No. 3, pp. 32-35.
- Sancho, R., Morillo, F., De Filippo, D., Gomez, I. and Fernandez, M.T. (2006), "Indicadores de la colaboraci3n cientifica inter-centros en los paises de Latinoamerica", *Interciencia*, Vol. 31 No. 4, pp. 284-292.
- Sen, B.K. (2010), "Lotka's Law: a view point", *Annals of Library and Information Science*, Vol. 57 No. 2, pp. 166-167.
- Stephan, P. (2012), *How Economics Shapes Science*, Harvard University Press, Cambridge, MA.
- Stone, R. (2015), "In from the cold", *Science*, Vol. 348 No. 6236, pp. 746-751.
- The Royal Society (2011), "Knowledge, network and nations: global scientific collaboration in the 21st century", Report No. 03/11 DES2096, The Royal Society, London, March.
- Vega Almeida, R.L., Arencibia-Jorge, R. and Araujo Ruiz, J.A. (2007), "Scientific production of the health institute in Cuba in the Web of Science from 2000 to 2004", *ACIMED*, Vol. 16 No. 3, pp. 1-17.
- Wagner, C.S. (2008), *The New Invisible College: Science for Development*, Brookings Institution Press, Washington, DC.
- Wagner, C.S., Brahmakulam, I., Jackson, B., Wang, A. and Yoda, T. (2001), "Science and technology cooperation: building capacity in developing countries?", MR-1357.0-WB, RAND Corporation, Santa Monica, CA.
- World Health Organization (2015), "International statistical classification of diseases", 10th revision, ICD-10, available at: [www.who.int/classifications/icd/en/](http://www.who.int/classifications/icd/en/) (accessed 16 August 2015).
- Zacca-González, G., Chinchilla-Rodríguez, Z., Vargas-Quesada, B. and de Moya Anegón, F. (2014), "Bibliometric analysis of regional Latin America's scientific output in public health through scimago journal & country rank", *BMC Public Health*, Vol. 14, pp. 632-643.
- Zacca-González, G., Chinchilla-Rodríguez, Z., Vargas-Quesada, B. and de Moya Anegón, F. (2015), "Pattern of communication and impact of Cuban scientific output in public health", *Revista Cubana de Salud P3blica*, Vol. 41 No. 2, pp. 200-216.



---

**Further reading**

- Arencibia-Jorge, R., Vega-Almeida, C.R., Araujo-Ruiz, J.A., Corera Alvarez, C.E. and Moya-Anegón, F. (2012), "Milestones of the Cuban science in the XXI century, a review of the most cited papers in Scopus, 2001-2005", *ACIMED*, Vol. 23 No. 1, pp. 45-58.
- Falagas, M.E., Pitsouni, E.I., Malietzis, G.A. and Pappas, G. (2008), "Comparison of pubmed, scopus, web of science, and google scholar: strengths and weaknesses", *FASEB Journal*, Vol. 22 No. 2, pp. 338-342.
- Sancho, R. (1992), "Misjudgments and shortcomings in the measurement of scientific activities in less developed countries", *Scientometrics*, Vol. 23 No. 1, pp. 221-233.

**Appendix 1. Institutions in the Central group**

Names of Cuban Institutions (in Spanish), abbreviations and categories (see notes in Table II):

- (1) Universidad de la Habana, UH (HE&R)
- (2) Instituto de Medicina Tropical Pedro Kourí, IPK (R&S)
- (3) Centro de Ingeniería Genética y Biotecnología, CIGB (R, D&P)
- (4) Centro Nacional de Investigaciones Científicas, CNIC (R&D)
- (5) Universidad Central de Villa Clara, UCLV (HE&R)
- (6) Centro de Inmunología Molecular, CIM (R, D&P)
- (7) Centro Internacional de Restauración Neurológico, CIREN (R&S)
- (8) Instituto de Neurología y Neurocirugía, INN (R&S)
- (9) Hospital Hermanos Amejeiras, HHA (R&S)
- (10) Instituto Finlay de Investigación y Producción de Vacunas y Sueros, IF (R, D&P)
- (11) Centro de Química Farmacéutica, CQF (R&D)
- (12) Centro de Neurociencias de Cuba, CNC (R, D&P/S)
- (13) Universidad de Oriente Patricio Lumumba, UO (HE&R)
- (14) Instituto Superior de Ciencias y Tecnologías Aplicadas, InSTEC (HE&R)
- (15) Centro Nacional de Sanidad Agropecuaria, CENSA (R, D&P/S)
- (16) Instituto de Oncología y Radiobiología, INOR (R&S)
- (17) Instituto Superior de Ciencias Médicas de La Habana, ISCM-H (HE&ResMed)
- (18) Centro de Inmuno Ensayo, CIE (R, D&P)
- (19) Instituto de Nefrología Abelardo Buch López, IN-ABL (R&S)
- (20) Universidad de Matanzas Camilo Cienfuegos, UM-CC (HE&R)

**Appendix 2. Institutions in the Middle group**

Names of Cuban Institutions (in Spanish), abbreviations and categories (see notes in Table II):

- (1) Centro de Investigaciones Biológicas, CIB (R, D&S)
- (2) Instituto Nacional de Endocrinología y Enfermedades Metabólicas, INEEM (R&SH)
- (3) Centro Nacional para la Producción de Animales de Laboratorio, CENPALAB (R, D&P)
- (4) Instituto Superior de Ciencias Básicas y pre-Clinicas Victoria de Girón, ISCMpC (HE&R)
- (5) Centro Nacional Coordinador de Ensayos Clínicos, CENCEC (R&S)

- (6) Instituto de Cardiología y Cirugía Cardiovascular,(ICCC) (R&SH)
- (7) Instituto Nacional de Gastroenterología, ING (R&SH)
- (8) Instituto Nacional Hematología e Inmunología, INHI (R&SH)
- (9) Instituto de Cibernética, Matemática y Física, ICIMAF (R&D)
- (10) Centro Nacional de Genética Médica, CNGM (R&SH)
- (11) Instituto Cubano de Oftalmología, ICO-RPF (R&SH)
- (12) Centro de Investigaciones Médico Quirúrgicas, CIMEQ (R&SH)
- (13) Centro de Investigaciones y Asistencia Médica para Ataxia Cubana, CIRAH (R&SH)
- (14) Instituto Cubano de Investigaciones de los Derivados de la Caña de Azúcar, ICIDCA (R&D)
- (15) Instituto de Ecología y Sistemática, IES (R&D)
- (16) Centro de Bioactivos Marinos, CEBIMAR (R&D)
- (17) Centro de Estudios Aplicados al Desarrollo Nuclear, CEADEN (R&D)
- (18) Estación Experimental para Caña de Azúcar, Cienfuegos, EECA-C (R, D&P)
- (19) Instituto Superior Politécnico José Antonio Echeverría, ISPJAE (HE&R)
- (20) Instituto de Medicina Militar, IMM-LDS (HE&R)
- (21) Hospital Universitario-Gustavo Aldereguía, HU-GAL (R&GH)
- (22) Centro de Protección e Higiene de las Radiaciones, CPHR (R&S)
- (23) Dirección Nacional del MINSAP, DN-MINSAP (R&S)
- (24) Centro de Investigación y Desarrollo de Medicamentos, CIDEM (R&D)
- (25) Centro Nacional de Biopreparados, BIOCEN (R, D&P)

### Appendix 3. Institutions in the Distal group

Names of Cuban Institutions (in Spanish), abbreviations and categories (see notes in Table II):

- (1) Centro de Isótopos, CENTIS (R, D&S)
- (2) Centro Nacional de Bioinformática, NBioC (S&T)
- (3) Escuela Latinoamericana de Salud Pública, ELAM (R, D&P)
- (4) Universidad de Ciego de Avila, UNICA (HE&R)
- (5) Universidad de Cienfuegos, UCF (HE&R)
- (6) Universidad de Pinar del Río, UPR (HE&R)
- (7) Universidad Agraria de la Habana y Colegio de Medicina Veterinaria, UACMV (HE&R)
- (8) Instituto de Oceanología, IO (S&T)
- (9) Instituto de Geografía Tropical, IGT (S&T)
- (10) Centro de Ingeniería Genética y Biotecnología-Camagüey, CIGB-Ca (R,D&P)
- (11) Centro de Ingeniería Genética y Biotecnología-Sancti Spiritu, CIGB-SS (R,D&P)
- (12) Centro de Reproducción de la Ictiofauna Indígena, CRII (S&T)
- (13) Centro de Investigaciones de Ecosistemas Costeros, CIEC (S&T)
- (14) Centro de Estudios Ambientales de Cienfuegos, CEACi (S&T)
- (15) Centro de Desarrollo de Equipos e Instrumentos Científicos, CDEIC (R&D)

- 
- (16) Centro de Investigaciones para la Mejora Animal, CIMA (R&D)
  - (17) Centro de Investigaciones Clínicas, CIC (R&S)
  - (18) Instituto de Angiología y Cirugía Vascular, IACV (R&SH)
  - (19) Instituto Nacional de Higiene, Epidemiología y Microbiología, INHEM (R&S)
  - (20) Centro Nacional de Toxicología, CNT (R&SH)
  - (21) Instituto Nacional de Investigación Fundamental en Agricultura Tropical, INIFAT (S&T)
  - (22) Agencia para la Generación de Conocimiento y Tecnología, AGCT (S&T)
  - (23) Museo de Historia Natural Tomás Romay, BIOECO (S&T)
  - (24) Centro de Ingeniería Ambiental-Camagüey, CIA-Ca (S&T)
  - (25) Instituto de Salud Vegetal, ISV (R&D)
  - (26) Instituto de Ciencia Animal, ICA (R&D)
  - (27) Escuela Nacional de Salud Pública, SNSP (HE&R)
  - (28) Instituto Superior de Ciencias Médicas de Villa Clara, ISCM-VC (HE&R)
  - (29) Instituto Superior de Ciencias Médicas de Matanzas, ISCM-Ma (HE&R)
  - (30) Instituto Superior de Ciencias Médicas de Camagüey, ISCM-Ca (HE&R)
  - (31) Instituto Superior de Ciencias Médicas de Santiago de Cuba, ISCM-SC (HE&R)
  - (32) Instituto Superior de Ciencias Médicas de Bayamo, ISCM-Ba (HE&R)
  - (33) Instituto de Nutrición e Higiene de Alimentos, INHA (R&D)
  - (34) Centro Iberoamericano para la Tercera Edad, CITED (R&SH)
  - (35) Instituto de Medicina Legal, IML (R&SH)
  - (36) Instituto de Medicina del Deporte, IMD (R&SH)
  - (37) Centro de Referencia para Investigaciones en Arteriosclerosis, CRIA (R&SH)
  - (38) Centro Nacional de Referencia de Anatomía Patológica, CNRAP (R&SH)
  - (39) Laboratorio de Investigaciones sobre SIDA, LISIDA (R&SH)
  - (40) Centro de Genética Médica \_Holguín, CGM-Ho (R&SH)
  - (41) Centro de Investigación sobre Enfermedades Infecciosas, CIEI (R&SH)
  - (42) Hosp. Clínico Quirúrgico Doc. Manuel Asunce Domenech- Camagüey, HCQD-Ca HE&SH)
  - (43) Hospital Universitario Provincial A. Milán Castro-Santa Clara, HUP-VC (HE&SH)
  - (44) Escuela de Medicina de la Habana, Hosp Julio Trigo, EMJT-H (HE&SH)
  - (45) Hospital General Docente Dr Ernesto Guevara Serna, Las Tunas, HGD-EGS-H (HE&SH)
  - (46) Hosp. Prov. Doc. Clínico Quirúrgico A. Luaces Iraola, Ciego de Avila, HPDCQ-CiAv (HE&SH)
  - (47) Hospital Universitario "Gral. Calixto García", HU-GCG (HE&SH)
  - (48) Hospital General Docente "Carlos J. Finlay", HGD-CJF (HE&SH)
  - (49) Hospital Universitario "Cmdte. Faustino Pérez", HU-CFP (HE&SH)
  - (50) Hospital General Docente Matanzas "J. R. López Tabranes", HGD Ma-JRLT (HE&SH)
  - (51) Hospital General Docente Enrique Cabrera, HGD-EC (HE&S)
  - (52) Hospital Pediátrico Universitario "Pedro Borrás", HPU-PB (HE&SH)

- (53) Hosp. Pediátrico Universitario-Cienfuegos "P. González Cueto", HPU-PGC-Ci (HE&SH)
- (54) Hosp. General Docente-Las Tunas "Guillermo Domínguez", HGD-GD-LT (HE&S)
- (55) Facultad de Ciencias Médicas "Dr Miguel Enríquez", HGD-DME (HE&S)
- (56) Hospital Docente Clínico Quirúrgico "10 de Octubre", HCQD-DO (HE&SH)
- (57) Hospital Pediátrico Docente-Villa Clara "José Luis Miranda", HPD-VC (HE&SH)
- (58) Hospital Clínico Quirúrgico Docente "Dr Salvador Allende", HCQD-DSA (HE&SH)
- (59) Hospital Pediátrico Universitario "Juan Manuel Márquez", HPU-JMM (HE&SH)
- (60) Facultad de Medicina Finlay-Albarrán, Marianao, HGD-FAM (HE&SH)
- (61) Clínica Dental Docente "Raúl González Sanchez", CDD-RGS (HE&SH)
- (62) Clínica Dental Docente de Bauta, CDD-B (HE&SH)
- (63) Hosp. Clínico-Quirúrgico Docente "Cmdte. Manuel Fajardo", HCQD-MF (HE&SH)
- (64) Hosp. Quirúrgico Universitario-Pinar del Río "Abel Santa María", HCQD-PR (HE&SH)
- (65) Hosp. General Docente-Holguín "Vladimir Ilich Lenin" HGD-Ho (HE&S)
- (66) Hosp. General Docente-Bayamo "Carlos Manuel de Céspedes", HGD-Ba (HE&S)
- (67) Policlínico Docente-Camagüey "José Martí", PD-Ca (HE&S)
- (68) Hospital Pediátrico de Camagüey, HP-Ca (S)
- (69) Cardiocentro-Santa Clara "Ernesto Che Guevara", CC-VC (SH)
- (70) Hospital Gineco-Obstétrico "Eusebio Hernández", HGO-EH (SH)
- (71) Hospital Pediátrico de San Miguel del Padrón, HPSMP (SH)
- (72) Hospital Pediátrico "William Soler", HPWS (SH)
- (73) Hospital Neumológico Nacional Benéfico Jurídico, HNNBJ (SH)
- (74) Hospital Psiquiátrico "Eduardo Bernabé Ordaz", HPsEBO (SH)
- (75) Hospital Psiquiátrico "Gali García", HPsGG (SH)
- (76) Hospital Provincial de Ciego de Avila, HP-CiA (S)
- (77) Clínica Central "Cira García", CCCG (SH)
- (78) Hospital Infantil Sur- Santiago de Cuba, HIS-SC (SH)
- (79) Hospital Gineco-Obstétrico "América Arias", HGO-AA (SH)
- (80) Hospital\_Santiago Cuba "Conrado Benítez" HCB-SC (S)
- (81) Hospital Gineco-Obstétrico "R. González Coro" HGO-RGC (SH)
- (82) Hospital Pediátrico "Leonor Pérez", HP-LP (SH)
- (83) Hospital "Freire de Andrade", HFA (S)
- (84) Hospital de Camagüey "María Curie", HMC-Ca (S)
- (85) Hospital de Villa Clara "Celestino Hernández Robau", HCHR-VC (S)
- (86) Hospital de Camagüey "Amalia Simoni", HAS-Ca (S)
- (87) Hospital Rural de Limonar, Matanzas HRL-Ma (S)
- (88) Hospital de la Isla de la Juventud "Héroes de Baire", HHB-IJ (S)
- (89) Policlínico de la Isla de la Juventud "Orestes Falls Oñat", POFO-IJ (S)

- 
- (90) Policlínico de la Isla de la Juventud “J. M. Páez Incháustegu”, PJMPI-IJ (S)
- (91) Policlínico de la Isla de la Juventud “Leonilda Tamayo Matos”, PLTM-IJ (S)
- (92) Centro de Atención Primaria de Salud “Corynthia”, CAPS (S)
- (93) Policlínico “26 de Julio”, PVJ (S)
- (94) Hospital Pediátrico de Centro Habana, HPCH (SH)
- (95) Clínica Dental de Caimito, CDC (S)
- (96) Policlínico “19 de Abril”, PDA (S)
- (97) Hospital Pediátrico de Centro Habana, HPCH (SH)
- (98) Sociedad Cubana de Esclerosis Múltiple, SCEM (R&SH)
- (99) Laboratorio Central de Criminalística, LCC (R&SH)
- (100) Centro de Control Estatal de Equipos Médicos, CCEEM (R&S)
- (101) Centro Nacional para el Control Estatal de la Calidad de los Medicamentos, CECMED (S)
- (102) Centro Nacional de Información de Ciencias Médicas, CNICS (S)
- (103) Centro de Protección e Higiene del Trabajo, CNPHT (R&SH)
- (104) Centro Nacional para la Educación y Promoción de Salud, CNPES (S)
- (105) Centro para el Desarrollo de la Epidemiología, CDE (R&SH)
- (106) Unidad Nacional de Salud Ambiental MINSAP, UNASA (R&S)
- (107) Centro Prov. Santiago de Cuba de Salud Pública y Epidemiología, CPE-SC (R&SH)
- (108) Centro Provincial de Epidemiología y Higiene, Camagüey, CPHE-Ca (R&SH)
- (109) Centro Provincial de Epidemiología y Higiene, Habana, CPHE-H (R&SH)
- (110) Centro Provincial de Epidemiología y Higiene, Villa Clara, CPHEVC (R&SH)
- (111) Centro Provincial de Epidemiología y Higiene, Ciego de Avila, CPHE-CA (R&SH)
- (112) Centro Provincial de Epidemiología y Higiene, Santi Spiritus, CPHE-SS (R&SH)
- (113) Centro Provincial de Homeopatía, Granma, CPH-G (S)
- (114) Centro Provincial de Homeopatía, Holguín, CPH-H (S)
- (115) Centro Provincial de Genética Médica-Habana, CPGM-H (R&S)
- (116) Unidad Prov. de Vigilancia y Lucha Antivectorial, Sancti Spiritu, LAV-SS (S)
- (117) Unidad Prov. de Vigilancia y Lucha Antivectorial, Santiago de Cuba, LAV-SC (S)
- (118) Centro Municipal de Higiene y Epidemiología de Bayamo, CMHE-Ba (S)
- (119) Centro Municipal Vigilancia y Lucha Antivectorial de Boyeros, CMLA-H (S)
- (120) Centro Municipal Higiene y Epidemiología de Guanabacoa, CMHE-G (S)
- (121) Centro Municipal de Higiene y Epidemiología de Holguín, CMHE-Ho (S)
- (122) Centro Municipal de Higiene y Epidemiología de Regla, CMHE-R (S)
- (123) Centro Municipal de Higiene y Epidemiología de Habana Vieja, CMHE-HV (S)
- (124) Centro Municipal de Higiene y Epidemiología de Centro Habana, CMHE-CH (S)
- (125) Centro Municipal de Higiene y Epidemiología de Boyeros, CMHE-Bo (S)

- (126) Unidad Prov. Vigilancia y Lucha Antivectorial, Cumanayagua, Cienfuegos, LAC-Ci (S)
- (127) Centro Municipal de Higiene y Epidemiología de Playa, CMHE-PI (S)
- (128) Centro Municipal de Higiene y Epidemiología de Isla de la Juventud, CMHE-IJ (S)
- (129) Grupo Empresarial Agromin, GEA (P)
- (130) Empresa Importadora y Exportadora de Medicamentos y Equipos Medicos, MEDICUBA (S)
- (131) Laboratorios Biológicos Farmacéutico, LABIOFAM (P)
- (132) Laboratorios Farmacéutico, AICA (P)
- (133) Laboratorios MedSOL, MEDSOL (P)
- (134) Laboratorio de Anticuerpos y Biomodelos Experimentales, LABEX (P)
- (135) Centro de Química Biomolecular Antígenos Sintéticos, CQB (R&D)
- (136) Grupo Empresarial de Producciones Biofarmacéuticas y Químicas, GEPBQ (R&D)
- (137) Laboratorios Farmacéuticos LIORAD, LIORAD (P)
- (138) Centro de Investigaciones Científicas de la Defensa Civil, CICDC (R&S)
- (139) Instituto de Investigaciones de Raíces Tropicales, INIVIT (R&D)
- (140) Instituto de Investigaciones de la Caña de Azúcar, INICA (R&D)
- (141) Instituto Nacional de Investigación de Sanidad Vegetal, INISAV (R&D)
- (142) Instituto de Investiagciones del Tabaco, IIT (R&D)
- (143) Cooperativa Agrícola "Osvaldo Sánchez", Güines, CAIOS-G (P)
- (144) Estación Experimental Apícola "El Cano", EEA (R&D)
- (145) Instituto Nacional de Ciencias Agrícolas, INCA (R&D)
- (146) Centro Nacional de Epizootiología, Diagnóstico e Investigación, CNEDI (R&D)
- (147) Instituto de Medicina Veterinaria, IMV (R&D)
- (148) Centro Nacional de Parasitología Animal, CNPA (R&D)
- (149) Parque Zoológico Nacional, PZN (R&S)
- (150) Instituto de Investigaciones para la Industria Alimenticia, IIIA (R&D)
- (151) Centro de Investigaciones Pesqueras, CIPq (R&D)
- (152) Centro de Investigaciones del Petróleo, CIPT (R&D)
- (153) Grupo para el Desarrollo Integral de la Ciudad, GGIC (R&D)
- (154) Centro de Investigación y Desarrollo del Comercio Interior, CIDCI (R&D)
- (155) Empresa Nacional de Geofísica, ENGf (P)
- (156) Instituto Superior Minero Metalurgico de Moa, ISMMM (HE,R&D)

**Corresponding author**

Miriam Palacios-Callender can be contacted at: [Miriam.Palacios-Callender2@uwl.ac.uk](mailto:Miriam.Palacios-Callender2@uwl.ac.uk)

---

For instructions on how to order reprints of this article, please visit our website:

[www.emeraldgroupublishing.com/licensing/reprints.htm](http://www.emeraldgroupublishing.com/licensing/reprints.htm)

Or contact us for further details: [permissions@emeraldinsight.com](mailto:permissions@emeraldinsight.com)