

Socio-economical dynamics as a solvable spin system on co-evolving networks

C. Biely¹, R. Hanel¹, and S. Thurner^{1,2,a}

¹ Complex Systems Research Group, HNO, Medical University of Vienna, Währinger Gürtel 18-20, 1090, Austria

² Santa Fe Institute, 1399 Hyde Park Road, Santa Fe, NM 87501, USA

Received 2 April 2008 / Received in final form 29 August 2008

Published online 18 October 2008 – © EDP Sciences, Società Italiana di Fisica, Springer-Verlag 2008

Abstract. We consider social systems in which agents are not only characterized by their states but also have the freedom to choose their interaction partners to maximize their utility. We map such systems onto an Ising model in which spins are dynamically coupled by links in a dynamical network. In this model there are two dynamical quantities which arrange towards a minimum energy state in the canonical framework: the spins, s_i , and the adjacency matrix elements, c_{ij} . The model is exactly solvable because microcanonical partition functions reduce to products of binomial factors as a direct consequence of the c_{ij} minimizing energy. We solve the system for finite sizes and for the two possible thermodynamic limits and discuss the phase diagrams.

PACS. 87.23.Ge Dynamics of social systems – 89.75.Fb Structures and organization in complex systems – 05.90.+m Other topics in statistical physics, thermodynamics, and nonlinear dynamical systems

1 Introduction

Properties of many statistical systems are not solely characterized by the states of their constituents, but also depend crucially on how these interact with each other, i.e. their network (linking) structure. The way networks function can often not be fully understood by their linking structure alone because function may depend heavily on the internal states of individual nodes. Especially social and economical interactions are of this kind. Not only actions (states) matter but the possibility of choice with whom to interact (linking) plays a crucial role in socio-economical dynamics [1]. It is therefore tempting to study the co-evolution of network structure and internal states. In the simplest case, this can be done in the framework of the Ising model, which immediately reminds of spin-glass models, such as the SK-model [2] or random-bond models, see e.g. [3]. Ising models where both, spins and interactions, are governed by dynamical rules have been studied assuming different timescales of evolution, where typically interaction topology ‘slowly’ adapts in a pre-determined way on ‘fast’ relaxing spins [4]. Recently, such systems have been analyzed with the replica approach in the grand-canonical ensemble assuming that the interaction topology also minimizes the energy of the system [5]; the coupling of both, spins and interactions to heat-baths at different temperatures can be treated in the respective formalism as well [6]. Note that these doubly-

dynamical models are in marked contrast to the Ising model on *fixed* network structures, see e.g. [9]. Complementarily the formation of network structure driven by various Hamiltonians has been investigated in some detail [10]. We think that a full understanding of many processes taking place in networks can only be achieved in a combined approach. In the following we show that a spin system in the canonical ensemble where both, linking structure (given by the adjacency matrix c_{ij}) and spins s_i , minimize the energy, can be exactly solved since partition functions reduce to products of binomials.

The following model is classically phrased in terms of magnetization of Ising spins. However, the main idea is that it can be one-to-one related to economic terminology. Magnetization, m , correspond to market shares in a situation of a two-company world. Think for example that there exist two telephone providers, A and B. The monthly cost for each individual depends on its local connectivity (telephone call network) and on the costs per call (intra-provider and out of networks calls) fixed by the provider. Here the state of an individual, s_i , being customer of company A would relate to spin up, customers of firm B relate to spin down. Connectivity, c_{ij} , is determined by who calls whom. It is assumed that fully rational agents minimize their costs. The amount of rationality is modeled below by temperature, T . The external field, h , in the following relates to external biases, such as asymmetries of PR activity of firms. There are no conceptual problems to extend the methodology of the present work to e.g. the

^a e-mail: thurner@univie.ac.at

Potts model, reflecting a more realistic situation of multiple companies in a market.

2 The model

We study the Hamiltonian

$$H(c_{ij}, s_i) = -J \sum_{i>j} c_{ij} s_i s_j - h \sum_i s_i, \quad (1)$$

where sums are taken over all N nodes of the system. The position of the links in the adjacency matrix $c_{ij} \in \{0, 1\}$ is a dynamical variable. The system has thus two degrees of freedom both minimizing energy: the orientation of the individual spins $s_i \in \{-1, 1\}$ as usual, and the linking of spins, c_{ij} . $c_{ij} = 1(0)$ means nodes i and j are (un)connected. We consider undirected networks ($c_{ij} = c_{ji}$), the case of directed networks is a trivial extension as pointed out below. We denote the number of spins pointing upward by $n_\uparrow = \sum_i \theta(s_i)$, the number of links by $L = \sum_{i<j} c_{ij}$, magnetization $m = \frac{1}{N} \sum_i s_i = \frac{2n_\uparrow - N}{N}$, connectivity $c = \frac{L}{N}$, and connectedness $\varphi = \frac{L}{N^2}$. In the grand-canonical ensemble this Hamiltonian was studied in [5] by use of the replica method. In this work we focus on the canonical framework.

We start our analysis with the microcanonical partition function for energy E

$$\begin{aligned} \Omega(E, N, L, h) &= \sum_{\{c_{ij}\}} \sum_{\{s_i\}} \delta(H(c_{ij}, s_i) - E) \\ &= \sum_{n_\uparrow=0}^N \Omega(N, n_\uparrow) \sum_{\{c_{ij}\}} \delta(H(c_{ij}, n_\uparrow) - E) \\ &= \sum_{n_\uparrow=0}^N \Omega(N, n_\uparrow) \Omega(E, N, L, h, n_\uparrow), \end{aligned} \quad (2)$$

where $\Omega(N, n_\uparrow)$ is the number of configurations for a given n_\uparrow . $\Omega(E, N, L, h, n_\uparrow)$ denotes the microcanonical partition function for a fixed n_\uparrow .

In equation (2) the calculation becomes greatly simplified when realizing that a fixed number of spins pointing upwards, n_\uparrow , alone is sufficient to determine the spin-state of the system since one deals with all the different topologies for a given value of n_\uparrow . In other words, the crucial observation is that the exact spin-configuration $\{s_i\}$ loses its relevance because the topology of the network is not fixed. In this case partition functions simply reduce to binomial factors,

$$\Omega(N, n_\uparrow) = \binom{N}{n_\uparrow}, \quad \sum_{n_\uparrow=0}^N \binom{N}{n_\uparrow} = 2^N, \quad (3)$$

and the remaining task is to determine $\Omega(E, N, L, h, n_\uparrow)$. To find the number of microstates leading to energy E for fixed n_\uparrow , the only relevant physical fact is whether a link ℓ connects two spins of (un)equal orientation, thus

contributing a unit $-J$ (J) to the total energy. The possible energy states are $E \in \{-LJ - Nhm, -LJ + 2J - Nhm, \dots, LJ - 2J - Nhm, LJ - Nhm\}$, where the lowest energy level, $-LJ - Nhm$, is realized if *all* links connect spins of equal orientation. In general, if k links connect spins of equal orientation ($L - k$ links connect spins of different orientation), $E = LJ - 2kJ - Nhm$. It is easy to see that the number of possible 'positions' of linking spins of equal orientation, a_e , and unequal orientation, a_u , is given by

$$\begin{aligned} a_e(N, n_\uparrow) &= \frac{1}{2}(n_\uparrow(n_\uparrow - 1) + (N - n_\uparrow)(N - n_\uparrow - 1)) \\ a_u(N, n_\uparrow) &= n_\uparrow(N - n_\uparrow), \end{aligned} \quad (4)$$

for undirected networks. Directed networks trivially follow from $a_e^{\text{dir}}(N, n_\uparrow) = 2a_e(N, n_\uparrow)$ and $a_u^{\text{dir}}(N, n_\uparrow) = 2a_u(N, n_\uparrow)$, because while in the undirected case, $0 < L < N(N - 1)/2$, in the directed case we have, $0 < L^{\text{dir}} < N(N - 1)$. Each link positioned in $a_{e(u)}(N, n_\uparrow)$ contributes $-J$ (J) to the total energy E . Given equation (4), the microcanonical partition function for given n_\uparrow and the total partition function read

$$\Omega(E, N, L, h, n_\uparrow) = \binom{a_e(N, n_\uparrow)}{\frac{LJ - E - Nhm}{2J}} \binom{a_u(N, n_\uparrow)}{\frac{LJ + E + Nhm}{2J}}, \quad (5)$$

$$\begin{aligned} \Omega(E, N, L, h) &= \sum_{n_\uparrow=0}^N \binom{N}{n_\uparrow} \binom{a_e(N, n_\uparrow)}{\frac{LJ - E - Nhm}{2J}} \\ &\quad \times \binom{a_u(N, n_\uparrow)}{\frac{LJ + E + Nhm}{2J}}. \end{aligned} \quad (6)$$

We can now directly approach the problem of calculating the canonical partition function $Z(T, N, L, n_\uparrow)$ of a system with fixed n_\uparrow via the Laplace transform,

$$Z(\beta, N, L) = \sum_E \sum_{n_\uparrow} \binom{N}{n_\uparrow} \Omega(E, N, L, h, n_\uparrow) e^{-\beta E}. \quad (7)$$

Performing the energy summation the exact solution is

$$\begin{aligned} Z(\beta, N, L, h, n_\uparrow) &= e^{LJ\beta + Nhm\beta} \frac{\Gamma(1 + a_e)}{\Gamma(1 + L)\Gamma(1 + a_e - L)} \\ &\quad \times {}_2\Phi_1(-a_u, -L, 1 + a_e - L, e^{-2J\beta}), \end{aligned} \quad (8)$$

with ${}_2\Phi_1(-a, b, -c, x) = \sum_{k=0}^a \frac{(-a)_k (b)_k x^k}{(-c)_k k!}$ the hypergeometric function and $\Gamma(x)$, the Gamma function. The total canonical partition function finally is

$$Z(\beta, N, L, h) = \sum_{n_\uparrow=0}^N \binom{N}{n_\uparrow} Z(\beta, N, L, h, n_\uparrow), \quad (9)$$

and all thermodynamic quantities of interest are given exactly for finite sized systems, of (fixed) dimensions L and

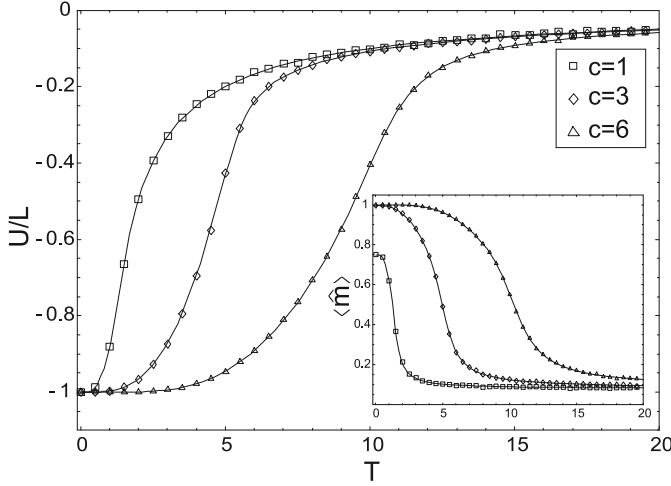


Fig. 1. Internal energy for $N = 100$, and connectivities $c = 1, 3, 6$. Solid lines correspond to the exact finite size solution, equation (9). Symbols are the results from a Monte Carlo simulation of the canonical ensemble pertaining to the Hamiltonian of equation (1). Inset: maximum of magnetization, \bar{m} as a function of T (lines exact, symbols MC).

N . In Figure 1 we show the internal energy U and magnetization as a function of temperature for different values of connectivity c as calculated from equation (9). Perfect agreement with Monte Carlo simulations of finite sized systems is found, where rewiring and spin-flipping have been implemented by the Metropolis algorithm. We note that for low connectivities the obtained solutions are in very good agreement with the result of independent spins, i.e., $U = c \tanh(\beta)$, as expected.

3 Thermodynamic limits

Assuming large N , with Stirling's approximation in the form $\binom{a}{b} \sim [(b/a)^{b/a} (1-b/a)^{1-b/a}]^{-a}$, and the notation $y = \frac{E}{LJ}$, equation (7) reads – using m instead of n_{\uparrow}

$$Z = 2^{N-2} NL (2\varphi)^{-L} \int_{-1}^1 dm \int_{-1}^1 dy [I(m, y, L, N)]^L, \quad (10)$$

with

$$\begin{aligned} I(m, y, L, N) = & \exp(-\beta J y) (1 - m^2)^{-\frac{1}{2c}} \left(\frac{1 - m}{1 + m} \right)^{\frac{m}{2c}} \\ & \times \left(\frac{1 - m^4}{1 - y^2} \right)^{\frac{1}{2}} \left(\frac{(1 - y)(1 - m^2)}{(1 + y)(1 + m^2)} \right)^{\frac{y}{2}} \\ & \times \left(1 - 2\varphi \frac{1 - y}{1 + m^2} \right)^{-\frac{1}{4\varphi}(1 + m^2 - 2\varphi(1 - y))} \\ & \times \left(1 - 2\varphi \frac{1 + y}{1 - m^2} \right)^{-\frac{1}{4\varphi}(1 - m^2 - 2\varphi(1 + y))}, \quad (11) \end{aligned}$$

where c and φ are shorthands for L/N , and L/N^2 , respectively; h is set to zero for simplicity. In the thermodynamic

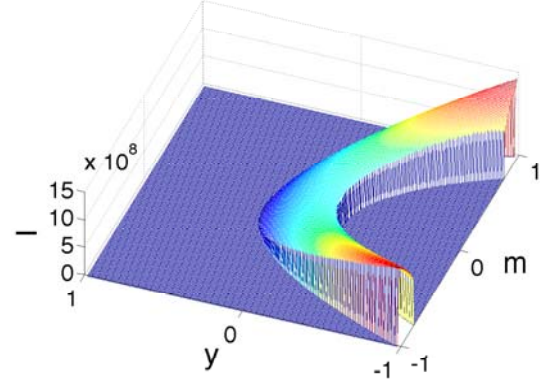


Fig. 2. Logarithm of equation (11) in the $m - y$ plane for $\varphi = 0.4$ and $c = 20\,000$. The forbidden zones are clearly visible. The maximum is always attained within the allowed zone.

limit Z is reasonably approximated by the maximal configuration, i.e. the solution to $dI/dy = 0$, which is

$$y_{\max} = \frac{-1 - m^2 t + \sqrt{(1 + m^2 t)^2 - 8\varphi(m^2 - (2\varphi - 1)t)t}}{4\varphi t} \quad (12)$$

with $t \equiv \tanh(\beta J)$. To ensure a real valued partition function the conditions, $1 > 2\varphi \frac{1-y}{1+m^2}$, and, $1 > 2\varphi \frac{1+y}{1-m^2}$, have to hold. Regions where they do not hold are forbidden zones in the $y - m$ plane, where the integrand of equation (10) is not defined, see Figure 2. It can be shown that the maximum condition line, $y_{\max}(m)$, always stays in the allowed zone, $\forall -1 < m < 1, 0 < t < 1$, and $0 < \varphi < 1/2$. The other solution of equation (12) is outside the allowed parameter region of y .

For the following discussion let us compute the derivative of (the log of) I in equation (11),

$$\begin{aligned} \frac{d \log(I)}{dm} = & \frac{m}{2\varphi} \log \frac{1 - 2\varphi \frac{1+y}{1+m^2}}{1 - 2\varphi \frac{1-y}{1+m^2}} + \frac{1}{2c} \log \frac{1 - m}{1 + m} \\ & + \left[\frac{1}{2} \log \frac{2\varphi(1 - y^2) - (1 - y)(1 - m^2)}{2\varphi(1 - y^2) - (1 + y)(1 + m^2)} - \beta J \right] y', \quad (13) \end{aligned}$$

with

$$y' = \frac{m}{2\varphi} \left(\frac{1 + m^2 - 4\varphi}{\sqrt{(1 + m^2 t)^2 - 8\varphi(m^2 - (2\varphi - 1)t)t}} - 1 \right). \quad (14)$$

It is now natural to consider two distinct thermodynamical limits, $N \rightarrow \infty$, one, by keeping connectivity $c = L/N$, the other by keeping the connectedness $\varphi = L/N^2$, fixed.

3.1 $c = \text{const.}$ limit

We fix c and take $N \rightarrow \infty$. Consequently, φ vanishes as $1/N$, and the maximum condition from equation (12) reduces to

$$\lim_{\varphi \rightarrow 0} y_{\max} = -\frac{t + m^2}{1 + m^2 t}. \quad (15)$$

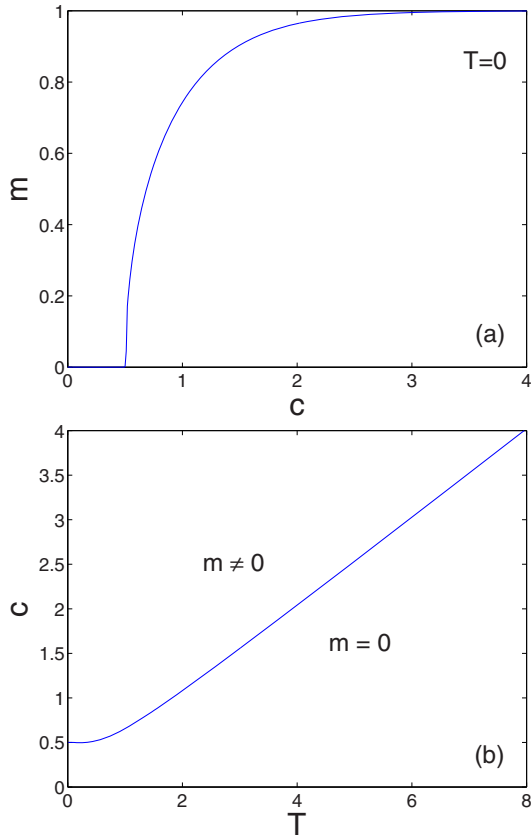


Fig. 3. Fixed- c thermodynamic limit. (a) Magnetization m as a function of connectivity c at zero temperature for $J = 1$. Below $c = 1/2$ there is no possibility for magnetization in the system. At $c \sim 4$, practically full magnetization is reached. (b) Phase diagram in the $T - c$ plane for $J = 1$.

The limiting cases for infinite and zero temperature can be worked out immediately.

3.1.1 The low temperature case, $\beta \gg 1$

For $J\beta \gg 1$, $t \rightarrow 1$, and the maximum condition further simplifies to, $y_{\max} = -1$, and $y'_{\max} = \frac{2m}{1+m^2t} \left(\frac{t(t+m^2)}{1+m^2t} - 1 \right)$. Using this in equation (13), and setting $\frac{d \log(I)}{dm} = 0$ yields

$$\frac{1-m}{1+m} = \exp\left(-\frac{4cm}{1+m^2}\right). \quad (16)$$

The self-consistent solution is shown in Figure 3a: we find zero magnetization below a critical connectivity $c < 1/2$, as well as a region where $m \neq 0$. One can show [11] that equation (16) can be obtained from the results pertaining to the grand-canonical ensemble studied in [5] in the limit of an infinitely large chemical potential.

3.1.2 Infinite temperature, $\beta \ll 1$

For $J\beta \ll 1$, the maximum condition here becomes, $y_{\max} = -m^2$, and $y'_{\max} = -2m$. Proceeding as before,

from $d \log(I)/dm = 0$, we get $\log\left(\frac{1-m}{1+m}\right) = -4cm\beta J$, or $m = \tanh(2cm\beta J)$. This implies no magnetization for small β , or $T \rightarrow \infty$, $\forall c$. The phase transition line, separating the phases $m = 0$ and $m \neq 0$, is found by noting in equation (11) that for $c = \text{const}$.

$$\lim_{N \rightarrow \infty} I(m, y, L, N) = e^{(1-\beta Jy)} (1-m^2)^{-\frac{1}{2c}} \times \left(\frac{1-m}{1+m}\right)^{\frac{m}{2c}} \left(\frac{1-m^4}{1-y^2}\right)^{\frac{1}{2}} \left(\frac{(1-y)(1-m^2)}{(1+y)(1+m^2)}\right)^{\frac{y}{2}}. \quad (17)$$

Differentiating equation (17) w.r.t. m , and setting it to zero, i.e.

$$0 = \frac{1}{2c} \log \frac{1-m}{1+m} - 2m \frac{y+m^2}{1-m^4} + \frac{m(t^2-1)}{(1+m^2t)^2} \times \left[\log \frac{1-y}{1+y} + \log \frac{1-m^2}{1+m^2} - 2\beta J \right], \quad (18)$$

reduces for $m \rightarrow 0$ to the critical line given by

$$\frac{1}{2c} = \tanh\left(\frac{J}{Tc}\right). \quad (19)$$

Here we used $\lim_{m \rightarrow 0} y_{\max} = \lim_{m \rightarrow 0} -\frac{m^2+t}{1+m^2t} = -t$. The phase diagram is shown in Figure 3b.

Let us finish the $c = \text{const}$. case with a statement on the critical exponent β . By inserting y_{\max} , given in equation (15), into equation (18), we get

$$t = \frac{\log \frac{1+m}{1-m}}{4mc - m^2 \log \frac{1+m}{1-m}}. \quad (20)$$

Define $\tau = \frac{T_c - T}{T_c} > 0$, where $T = 1/\beta$ and β is the inverse temperature. Using the Ansatz $m = \lambda \tau^\beta$, where β is the critical exponent (not the inverse temperature) and λ is a free parameter, in equation (20), for $\tau \ll 1$ one gets the expression

$$\frac{12c \left(1 - \frac{1}{4c^2}\right)}{1 + \frac{1}{2c}} = \lambda^2 \tau^{2\beta-1}. \quad (21)$$

The critical temperature T_c is the solution of the equation for $T = \beta^{-1}$ and β is the inverse temperature. Since the left hand side does not depend on τ , the only possible choice for the critical exponent is $\beta = 1/2$. This is exactly the mean field value.

3.2 $\varphi = \text{const}$. limit

Fixed φ means diverging c , for $N \rightarrow \infty$.

3.2.1 The low temperature case, $\beta \gg 1$

For $J\beta \gg 1$, the second term on the right hand side of equation (13) vanishes. A lengthy but trivial calculation

shows that equation (13), without that term, is larger than zero for $0 < m < 1$, $0 < \varphi < 1/2$, and $0 < t < 1$, where we used the fact that $y + m^2 \leq 0$. By symmetry, equation (13) (without the term $\sim 1/c$) is negative for $-1 < m < 0$. This means there is no phase transition in the thermodynamic limit for $\varphi = \text{const.}$ and the system is always in a state of maximum magnetization, $m = \pm 1$.

3.2.2 The high temperature case, $\beta \ll 1$

For $J\beta \ll 1$, we have $t = \tanh(J\beta) \sim J\beta$, and $y_{\max} = -m^2$, and $y'_{\max} = -2m$, as above. Setting $\frac{d \log(I)}{dm} = 0$ in equation (13), we get

$$m = \tanh(2m\beta J\varphi N), \quad (22)$$

which means $m = 1$ in the thermodynamic limit. Note, that for the case where the coupling scales as $J = J_0/N$, we get a phase transition, for finite J_0 , which is well known for the complete graph, i.e. $\varphi = 1/2$. In the context here, φ shifts the position of the phase transition.

More generally, assume that the coupling scales with system size as $J = J_0 N^a$, with $a \leq 0$, i.e. coupling decreases with size. Assume further that c scales as $c = c_0 N^b$, with $b \geq 0$, then $\varphi = c_0 N^{b-1}$. Using equation (22) this means

$$m = \tanh(2m\beta J_0 c_0 N^{a+b}). \quad (23)$$

We see that for $a = -b$, $\kappa = 2\beta J_0 c_0$ can be seen as the critical parameter. For $a > -b$ we get $m = \pm 1$, whereas for $a < -b$ there is no magnetization, $m = 0$.

4 Conclusion

The crucial observation of this paper is that the summation over all topologies in the Ising model on dynamical networks is equivalent to re-writing the partition function

as a sum over all magnetizations. The model – which can be seen as a toy model for a variety of socio-economical situations – thus drastically reduces in complexity and becomes exactly solvable, both for finite size and the two possible thermodynamic limits.

We thank A. Allahverdyan and an anonymous referee for various most useful and clarifying comments. Supported by Austrian Science Fund FWF Projects P17621 and P19132.

References

1. C. Biely, K. Dragosits, S. Thurner, *Physica D* **228**, 40 (2007)
2. D. Sherrington, S. Kirkpatrick, *Phys. Rev. Lett.* **35**, 1792 (1975)
3. M. Idzumi, *J. Phys. A: Math. Gen.* **27**, 27 (1994)
4. A.C.C. Coolen, R.W. Penney, D. Sherrington, *Phys. Rev. B* **48**, 16116 (1993); A.C.C. Coolen, R.W. Penney, D. Sherrington, *J. Phys. A: Math. Gen.* **26**, 3681 (1993)
5. A.E. Allahverdyan, K.G. Petrosyan, *Europhys. Lett.* **75**, 908 (2006)
6. A.E. Allahverdyan, T.M. Nieuwenhuizen, D.B. Saakian, *Europhys. Lett.* **16**, 317 (2000)
7. J.V. Lopes, J.G. Pogorelov, J.M.B. Lopes dos Santos, *Phys. Rev. E* **70**, 026112 (2004)
8. T. Hasegawa, K. Nemoto, *Phys. Rev. E* **75**, 026105 (2007)
9. S.N. Dorogovtsev, A.V. Goltsev, J.F.F. Mendes, *Phys. Rev. E* **66**, 016104 (2002); M. Bauer, S. Coulomb, S.N. Dorogovtsev, *Phys. Rev. Lett.* **94**, 200602 (2005); C.V. Giuraniuc et al., *Phys. Rev. Lett.* **95**, 098701 (2005); M. Hinczewski, A.N. Berker, *Phys. Rev. E* **73**, 066126 (2006)
10. J. Berg, M. Lässig, *Phys. Rev. Lett.* **89**, 228701 (2002); Z. Burda, A. Krzywicki, *Phys. Rev. E* **67**, 046118 (2003); J. Park, M.E.J. Newman, *Phys. Rev. E* **70**, 066117 (2004); G. Palla, I. Derenyi, I. Farkas, T. Vicsek, *Phys. Rev. E* **69**, 046117 (2004); C. Biely, S. Thurner, *Phys. Rev. E* **74**, 066116 (2006)
11. A.E. Allahverdyan, private communication (2007)

Copyright of *European Physical Journal B -- Condensed Matter* is the property of Springer Science & Business Media B.V. and its content may not be copied or emailed to multiple sites or posted to a listserv without the copyright holder's express written permission. However, users may print, download, or email articles for individual use.